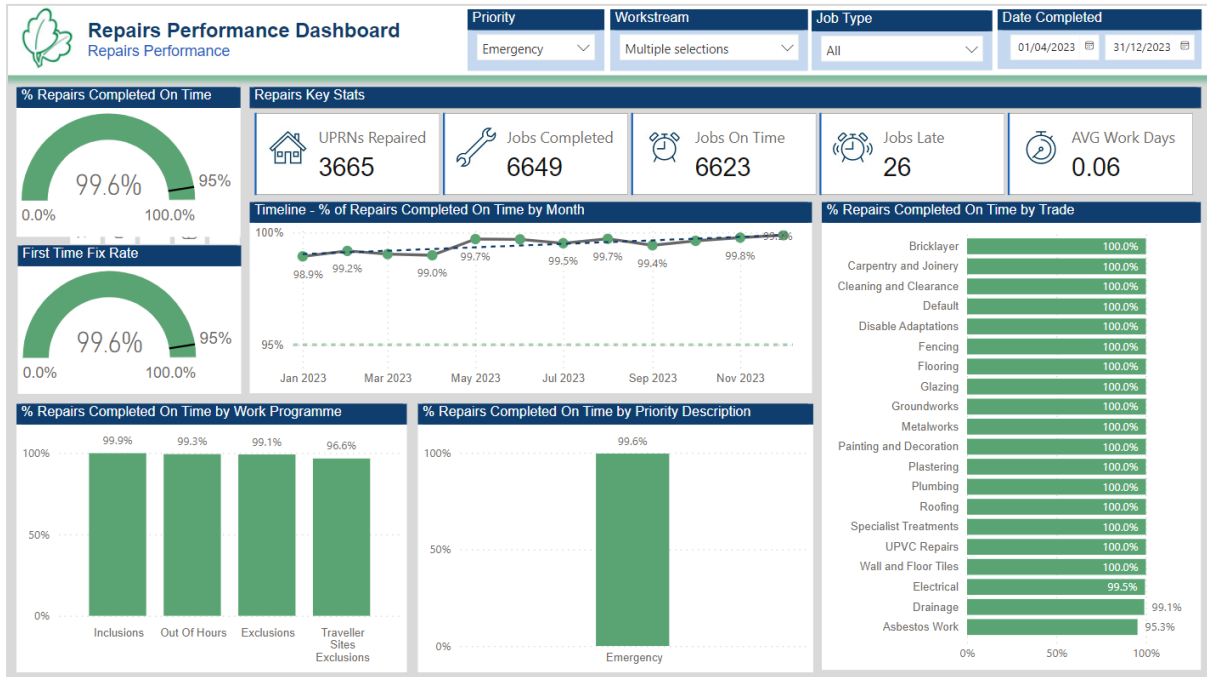


Emergency



Non-emergency

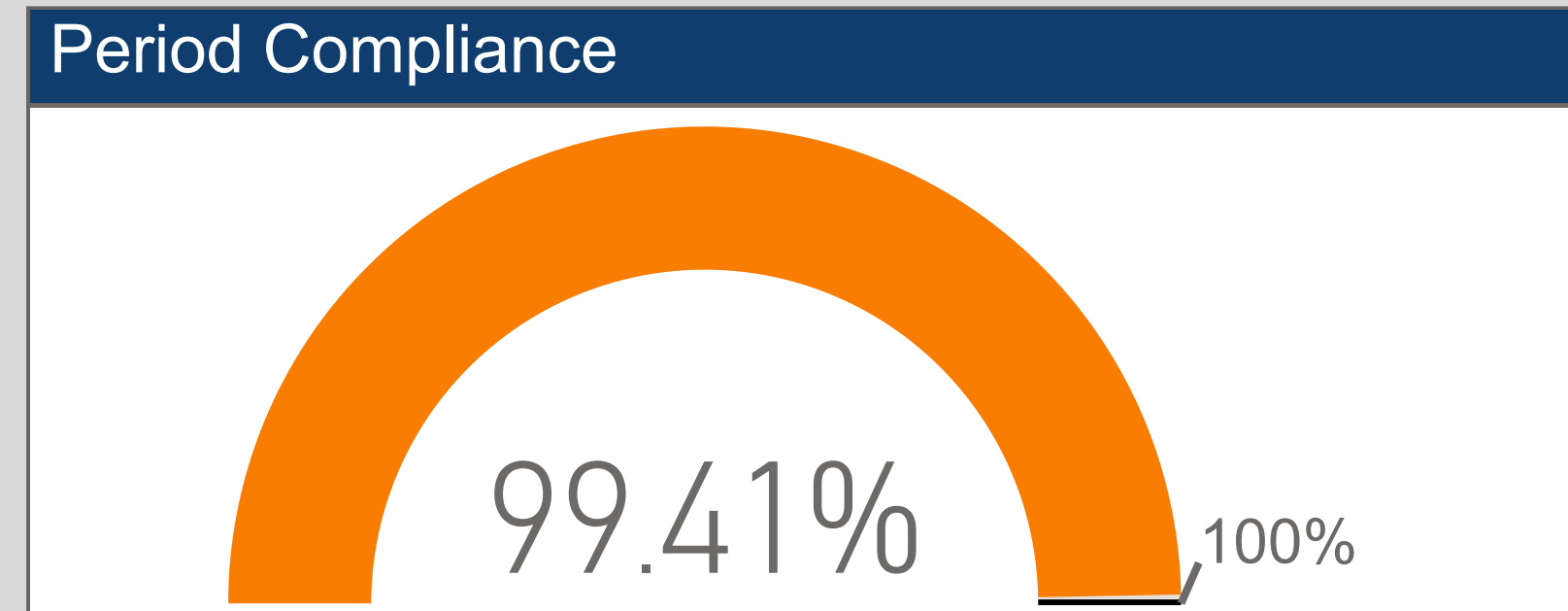
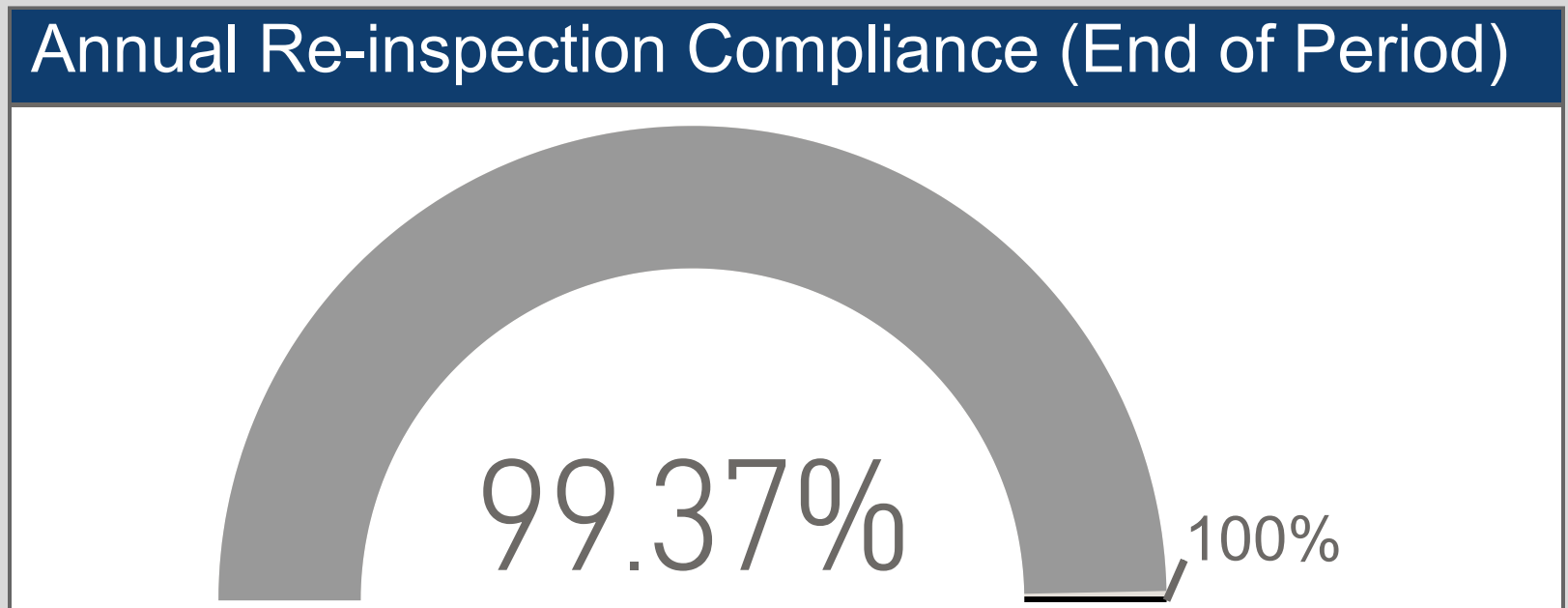


All of Thurrock Council’s planned annual asbestos surveys and sampling are carried out by the appointed contractor Riverside. The Contractor undertakes a cyclical programme (annual) of survey and re-inspection/testing (if deemed required) in accordance with the Housing Asset Register. This principally includes:

- 33 Sheltered Housing Sites
- 16 High-Rise Blocks
- 601 Low-Rise Blocks

There are 449 Housing Sites borough wide where asbestos management surveys or re-inspections are required. All other sites have no identified asbestos.


RAG Status	Range	Overall Percentage of Compliance
Green	100%	Compliant
Amber	90-100%	Compliant with few site/reports missing but programme on track
Red	<90%	Not compliant follow on action required



Commentary

21 Kynoch Court access restricted booked for 9th October for survey, other tow remaining sites are being process by riversides lab SS

Quarter	Annual Re-inspection Target	Annual Overall Re-inspections Completed	Quarter Re-Inspection Target	Quarter Re-Inspections Completed
Q1 23-24	457	430	170	143
Q2 23-24	473	470	170	169



Water Hygiene Monitoring

Compliance

Reported Quarterly

Quarter

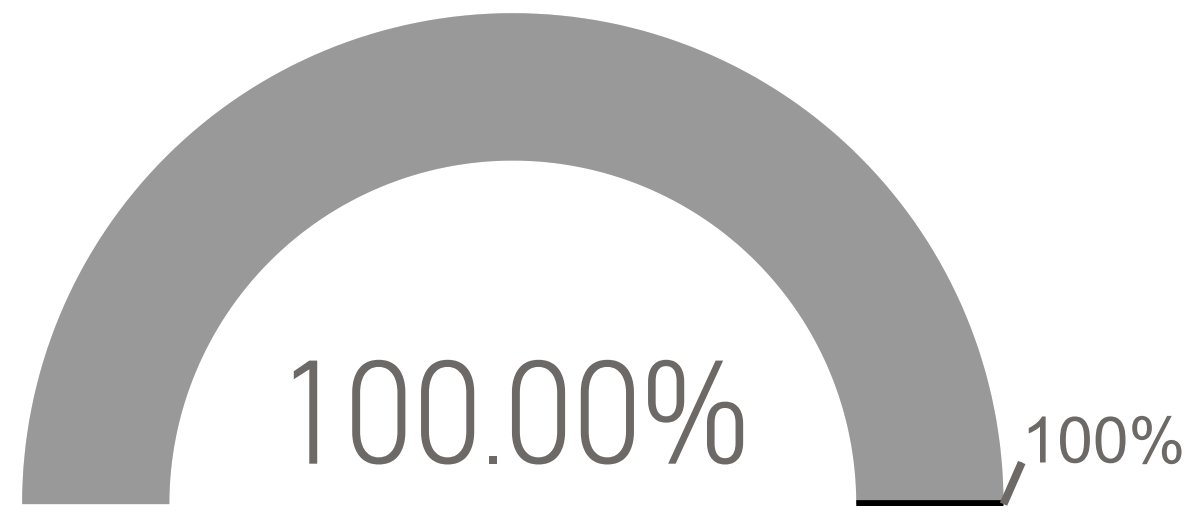
Q2 23-24

This cyclical technical programme establishes a single service provider to perform Water hygiene/Legionella Risk Assessments, Risk Assessment Reviews, Water Hygiene Monitoring services & associated Remedial Works within the housing stock.

There are currently 412 sites on quarterly monitoring, where contractor inspected hot and cold water system including communal tank, water testing and temperature monitoring as per contract specifications.

RAG Status	Range	Overall Percentage of Compliance
Green	100%	Compliant
Amber	90-100%	Compliant with few site/reports missing but programme on track
Red	<90%	Not compliant follow on action required

Annual Overall Compliance (End of Period)




Period Compliance



Commentary


The borough-wide Integrated Water Services responsible for water hygiene and legionella monitoring has successfully completed monitoring all sites in Q2 of the year (July, Aug, Sep 2023). As a landlord, we are delighted to report that we have achieved 100% compliance with water hygiene monitoring, meeting all the required standards and ensuring the safety of our water systems.

Quarter	Total Due This Period	Actuals Completed This Period	Annual Non-Compliance
Q1 23-24	424	424	0
Q2 23-24	415	415	0



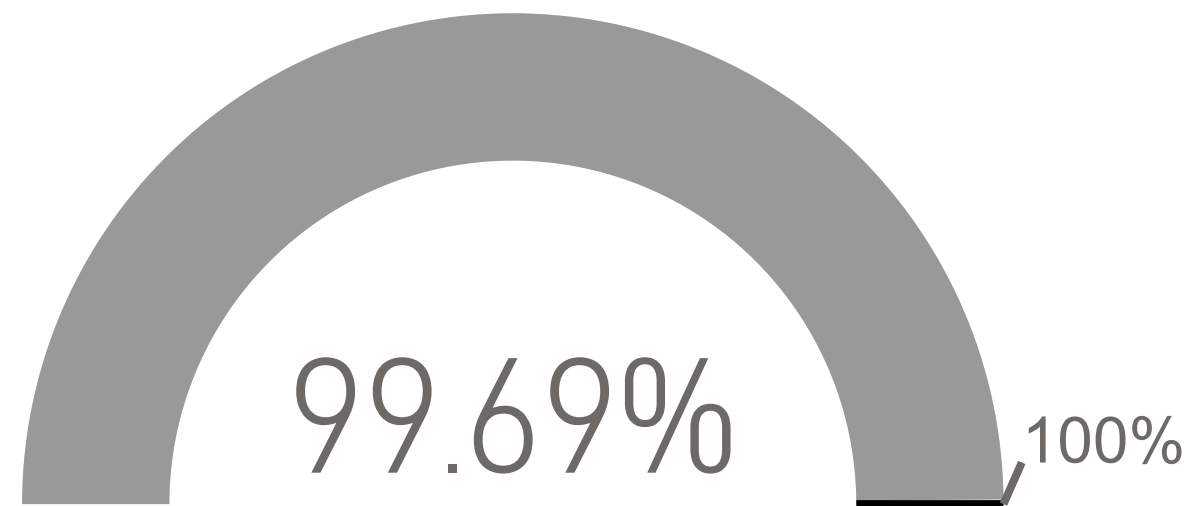
Under the Gas Safety (Use and Installation) Regulations 1998, this programme establishes a single Gas Safe registered contractor to carry out regulatory gas appliance safety checks in Housing properties.

Properties Compliant By Month

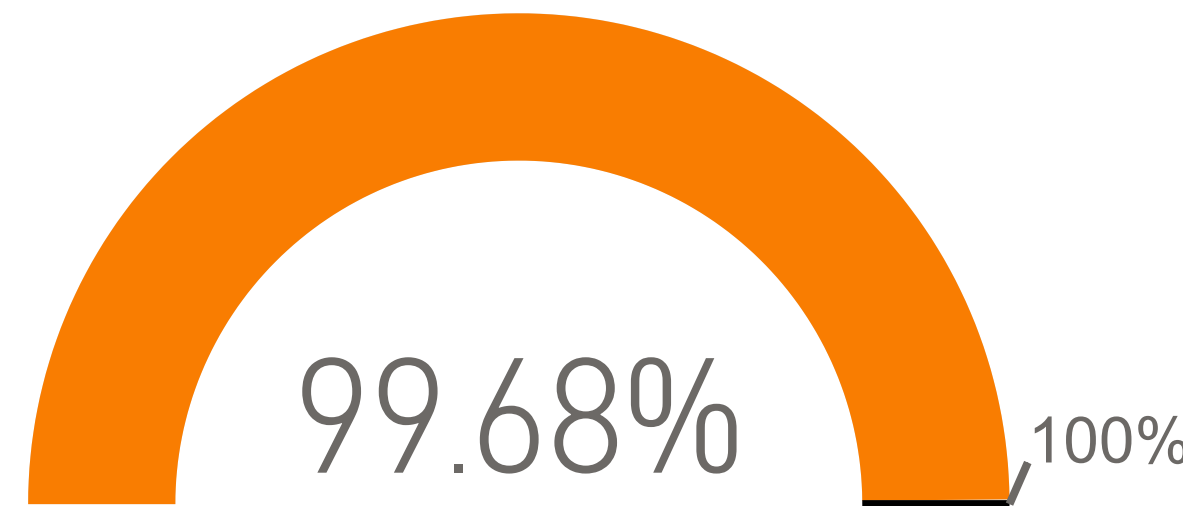


RAG Status	Range	Overall Percentage of Compliance
Green	100%	Compliant
Amber	90-100%	Compliant with few site/reports missing but programme on track
Red	<90%	Not compliant follow on action required

Annual Re-inspection Compliance (End of Period)




Month Compliance



Commentary

99.68% Compliant

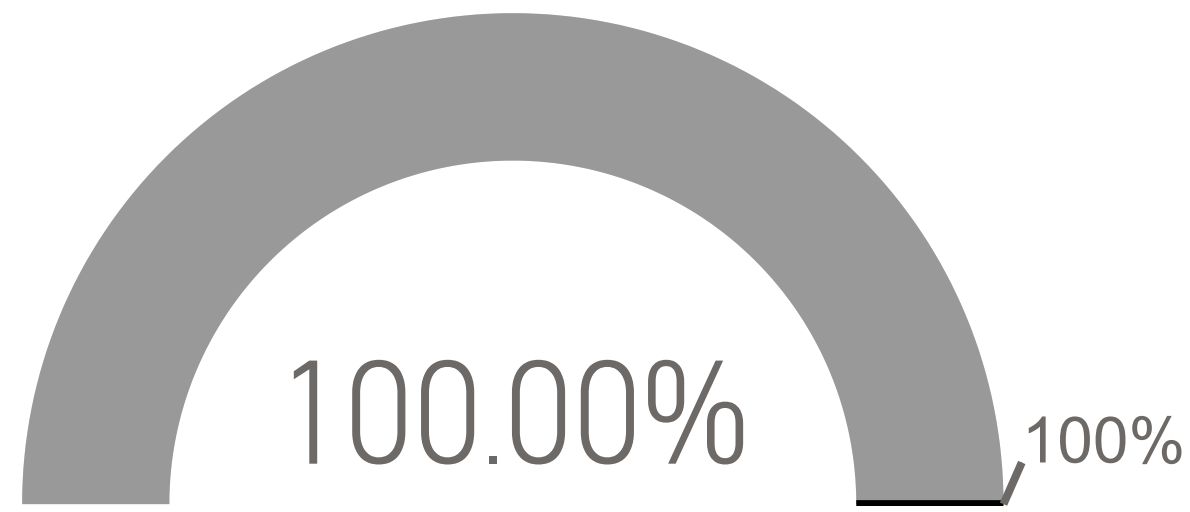
Month	Quarter	Annual Re-inspection Target	Annual Overall Re-inspections Completed	Month Re-Inspection Target	Month Re-Inspections Completed
April	Q1 23-24	8624	8609	735	734
May	Q1 23-24	8588	8575	765	764
June	Q1 23-24	8585	8566	754	752
July	Q2 23-24	8585	8569	640	639
August	Q2 23-24	8585	8568	718	717



Under the Gas Safety (Use and Installation) Regulations 1998, this programme establishes a single Gas Safe registered contractor to carry out regulatory gas appliance safety checks in Housing properties.

RAG Status	Range	Overall Percentage of Compliance
Green	100%	Compliant
Amber	90-100%	Compliant with few site/reports missing but programme on track
Red	<90%	Not compliant follow on action required

Annual Re-inspection Compliance (End of Period)




Period Compliance



Commentary

All servicing completed - 100% We take pride in achieving 100% compliance with our commercial gas servicing, ensuring the safety and well-being of our tenants and properties.

Quarter	Annual Re-inspection Target	Annual Overall Re-inspections Completed	Quarter Re-Inspection Target	Quarter Re-Inspections Completed
Q1 23-24	70	70	26	28
Q2 23-24	70	70	15	15



Fire Detection Systems

Compliance

Reported Quarterly

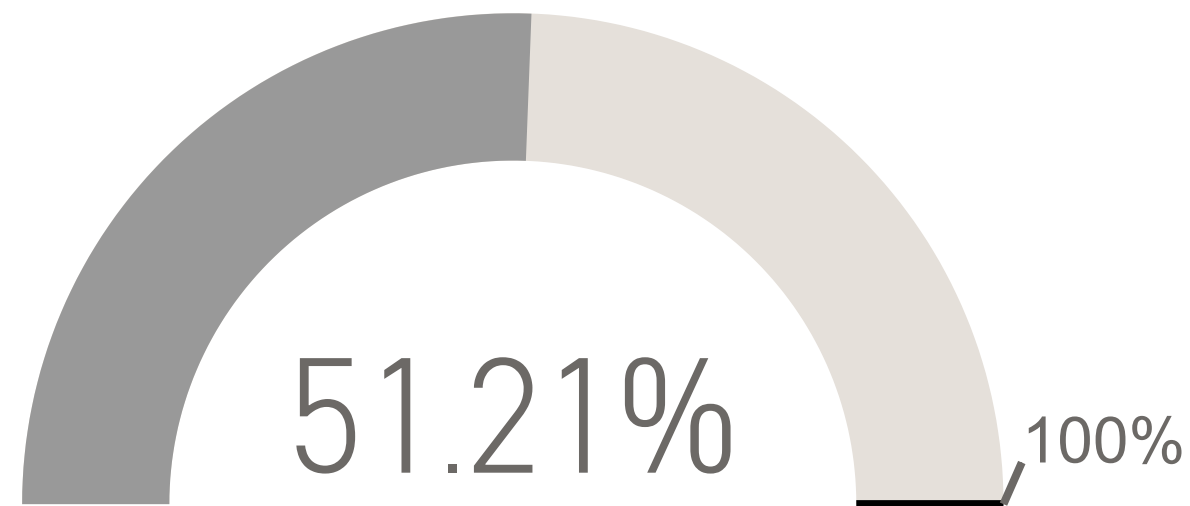
Quarter

Q2 23-24

The equipment was serviced on quarterly basis by competent person in accordance with the contract specification. There are total of 67 Housing sites, which includes high/low rise blocks and sheltered complexes on this cyclical maintenance contract.

RAG Status	Range	Overall Percentage of Compliance
Green	100%	Compliant
Amber	90-100%	Compliant with few site/reports missing but programme on track
Red	<90%	Not compliant follow on action required

Annual Overall Compliance (End of Period)




Period Compliance



Commentary

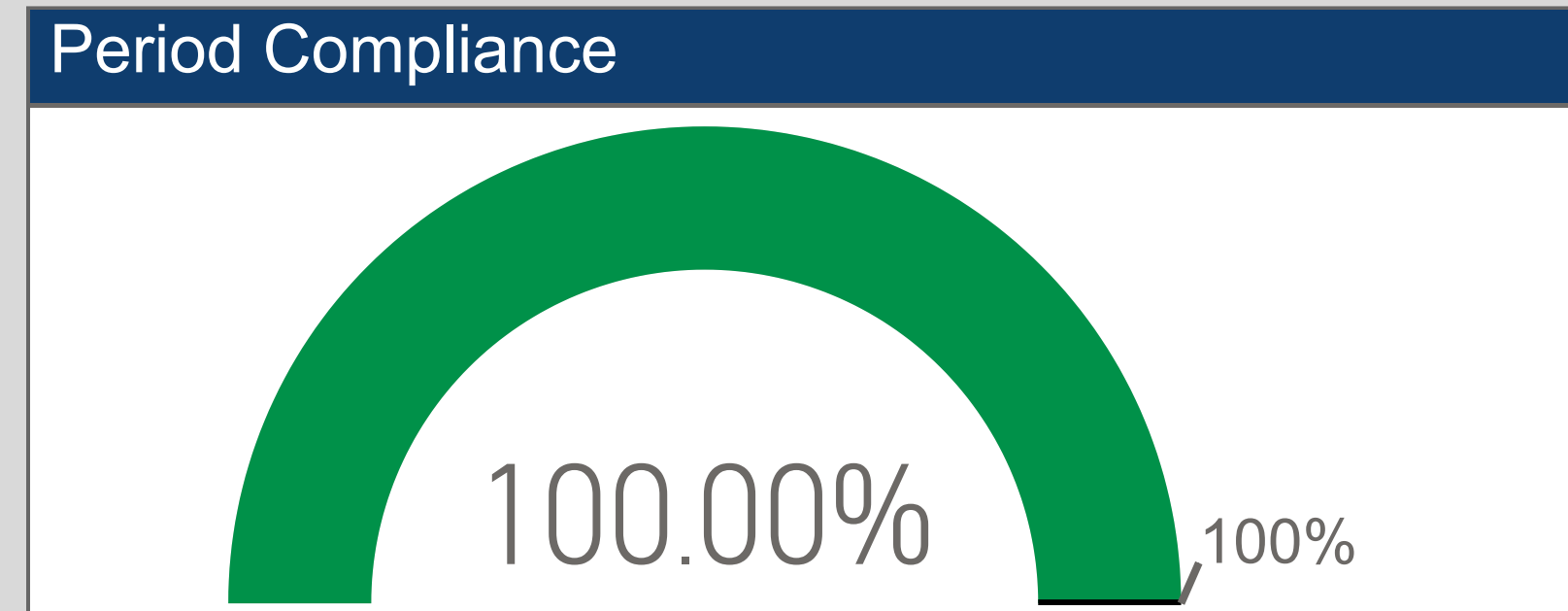
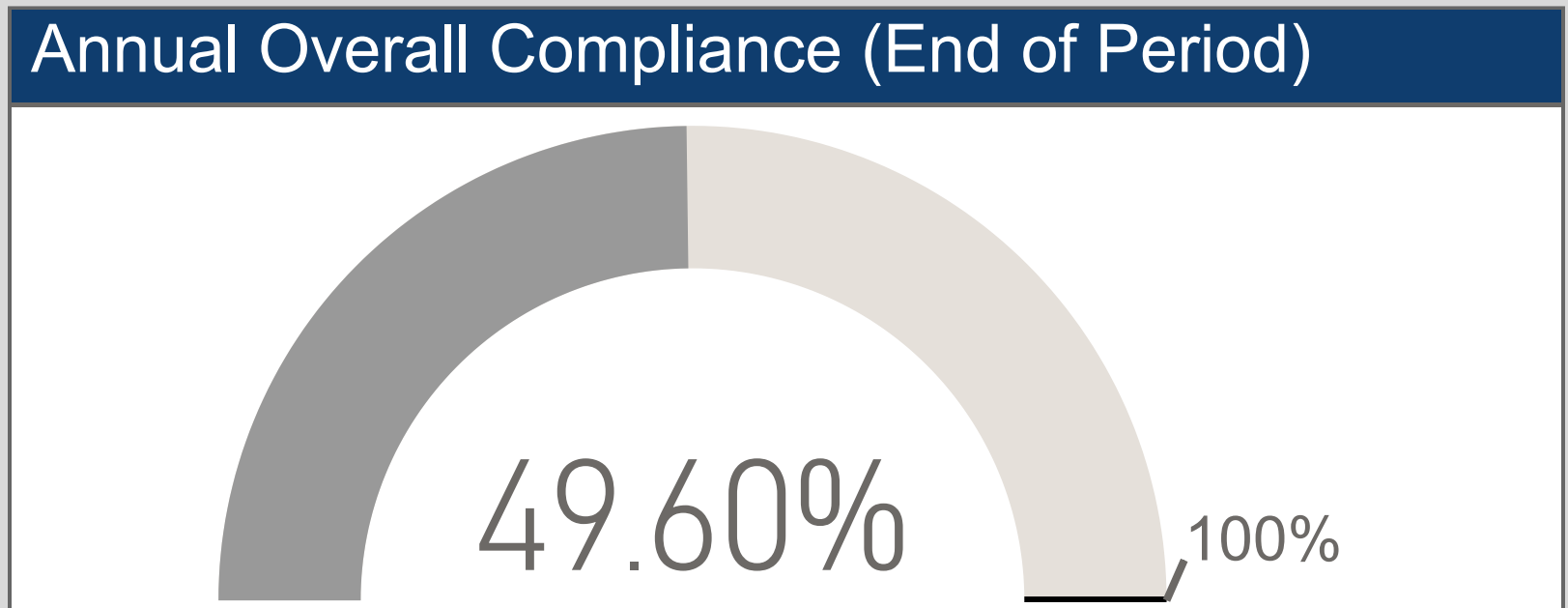
In Q2 of the year (July, Aug, September 2023), RGE Services, responsible for fire alarm system, AOV system, and Refuge call system, has effectively completed servicing all sites across the borough. As a landlord, we are thrilled to declare that we have achieved 100% compliance with the fire alarm system, AOV system, and Refuge call system, meeting all the rigorous standards of BS5839. The safety and security of our properties and occupants remain our utmost priority.

Quarter	Annual Target	Actuals Completed This Period	Total Due This Period	Annual Non-Compliance
Q1 23-24	248	62	62	0
Q2 23-24		65	65	0



The equipment was serviced on quarterly basis by competent person in accordance with the contract specification. There are total of 68 Housing sites, which includes high/low rise blocks and sheltered complexes on this cyclical maintenance contract.


RAG Status	Range	Overall Percentage of Compliance
Green	100%	Compliant
Amber	90-100%	Compliant with few site/reports missing but programme on track
Red	<90%	Not compliant follow on action required



Commentary

In the second quarter of 2023 (July, Aug, September), RGE Services, responsible for maintaining the emergency lighting system, efficiently serviced all sites across the borough. As a landlord, we are pleased to share that we have attained a 100% compliance rate with the emergency lighting system, meeting all the stringent standards set in place. Our dedication to ensuring the safety and security of our buildings and occupants remains unwavering and continues to be our top priority.

Quarter	Annual Target	Total Due This Period	Actuals Completed This Period	Annual Non-Compliance
Q1 23-24	248	62	62	0
Q2 23-24		61	61	0



Fire Protection Equipment

Compliance

Reported Bi-Annually

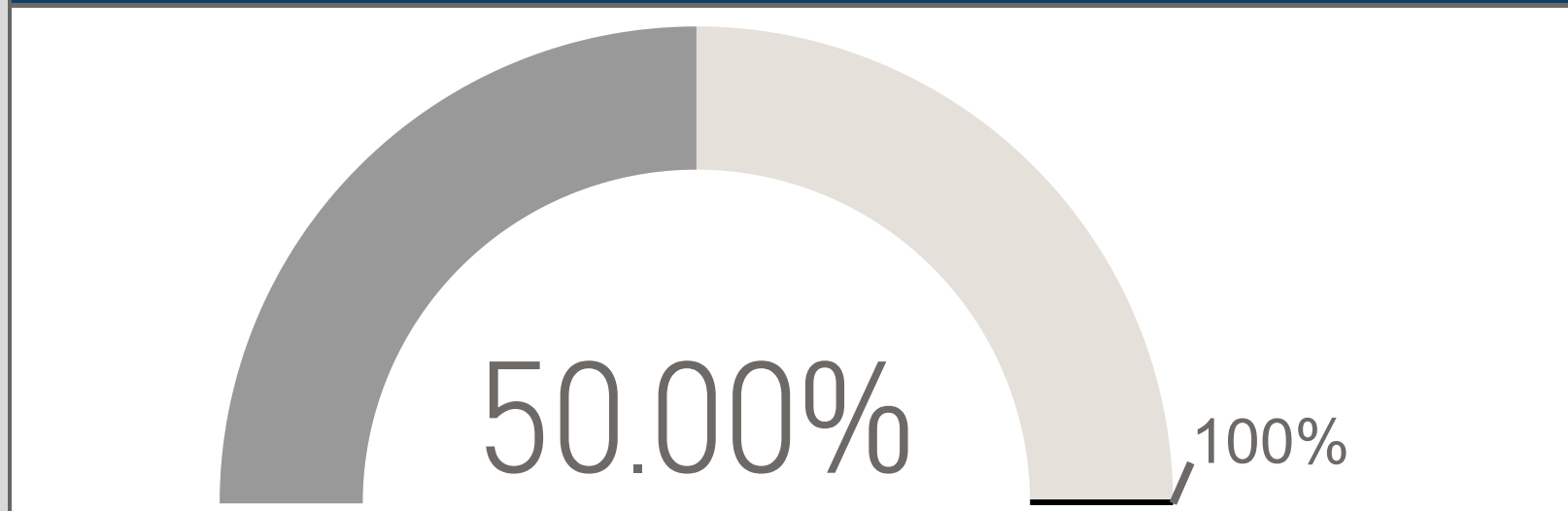
Quarter

Q1 23-24

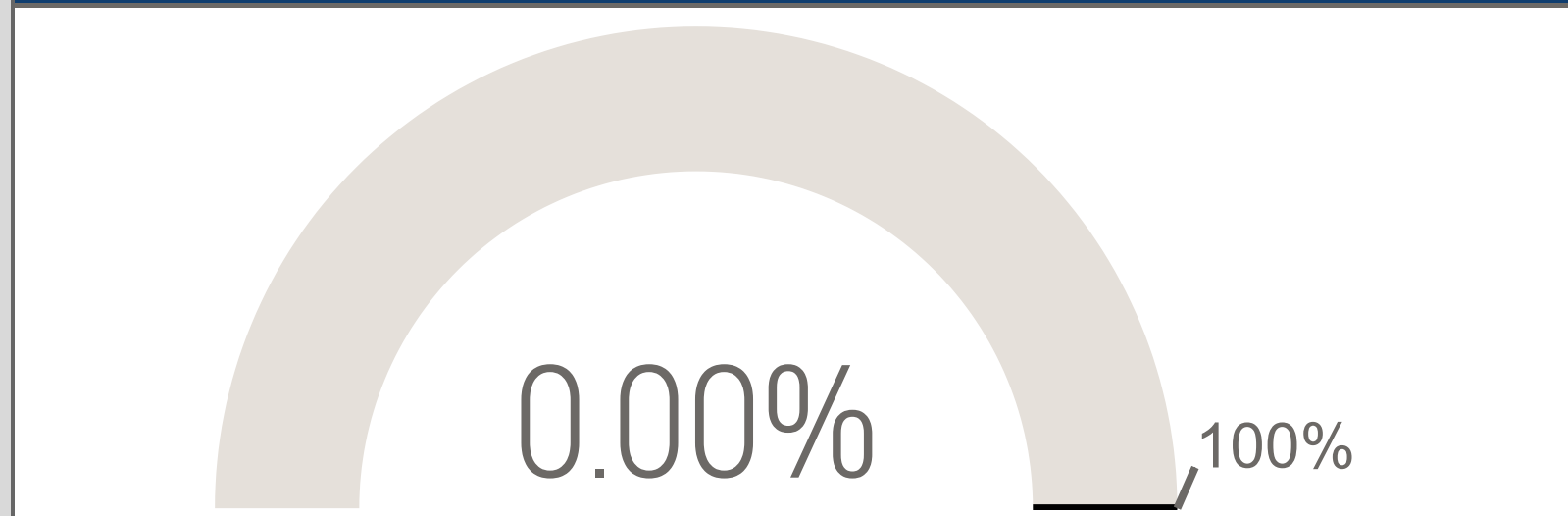
In accordance with BS 9990: 2015 – Code of Practice for non-automatic fire fighting systems in buildings, this ensures dry risers undergo an annual static pressure test and inspection and a six monthly visual inspection. During the annual static pressure test the riser is subjected to 12 bar pressure and held for 15 minutes.

RAG Status	Range	Overall Percentage of Compliance
Green	100%	Compliant
Amber	90-100%	Compliant with few site/reports missing but programme on track
Red	<90%	Not compliant follow on action required

Annual Re-inspection Compliance (End of Period)




Period Compliance



Commentary

During the first quarter of 2023 (April, May, June), RGE Services, responsible for maintaining the Dry riser system, successfully confirmed that all Wet pressure tests passed and efficiently serviced all sites across the borough. As a landlord, we are delighted to report that we have achieved a 100% compliance rate with the fire protection system, which includes the Dry riser, meeting all the stringent standards specified in the BS standards. Our unwavering dedication to ensuring the safety and security of our buildings and occupants remains steadfast and continues to be our topmost priority.

Quarter	Annual Re-inspection Target	Annual Overall Re-inspections Completed	Quarter Re-Inspection Target	Quarter Re-Inspections Completed
Q1 23-24	56	28	28	0



Communal Electrical Testing High Rises

Compliance

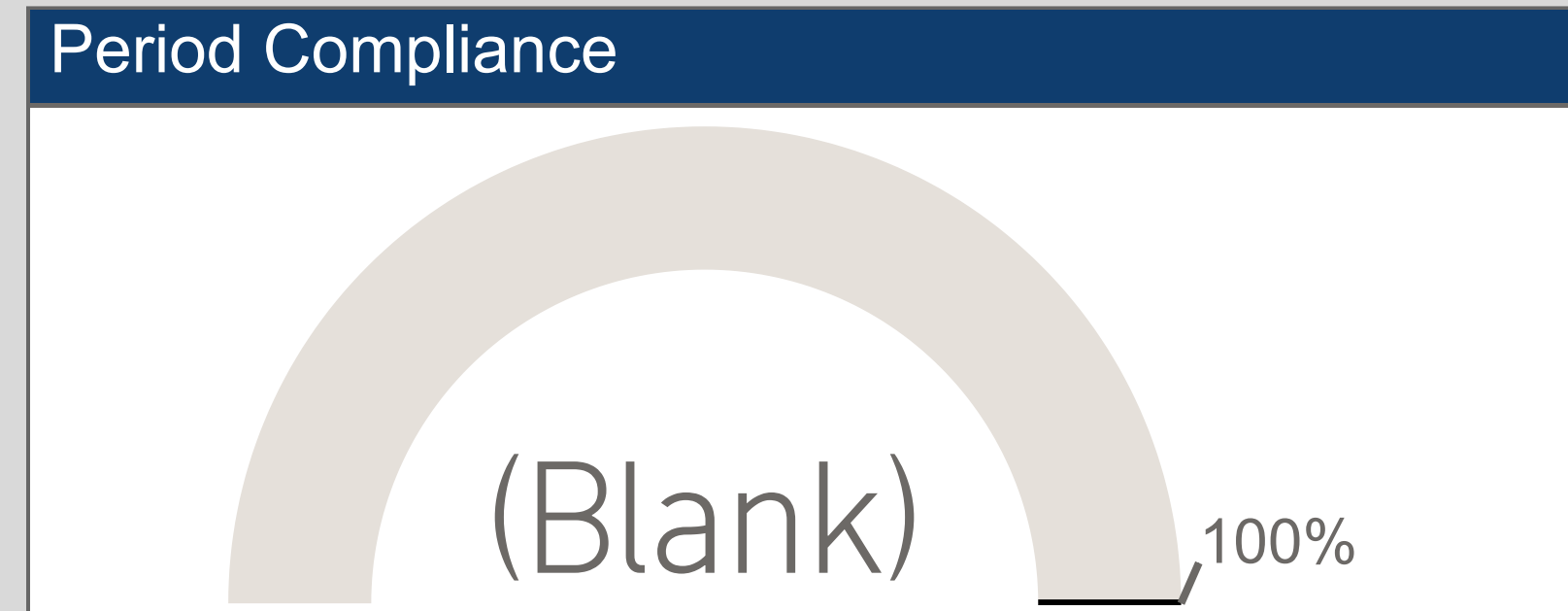
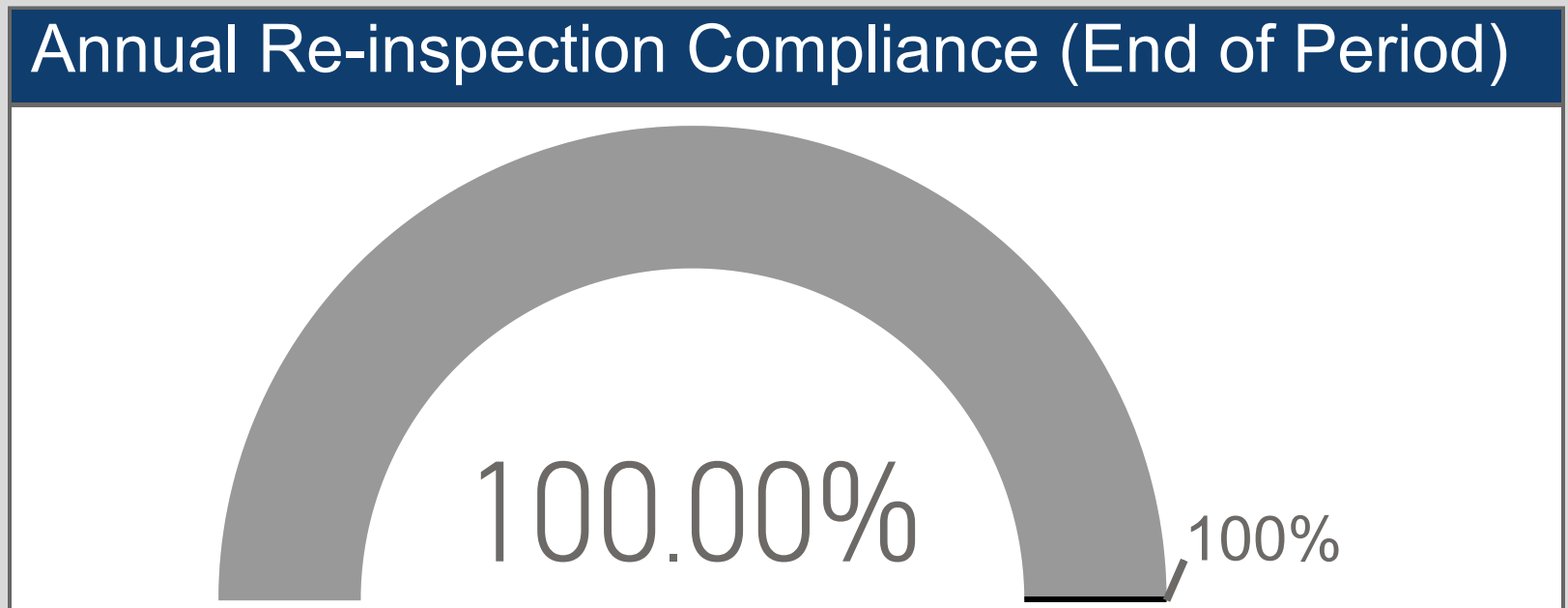
Reported Quarterly

Quarter

Q2 23-24

This cyclical programme delivers electrical service testing within individual properties and communal blocks and ensures that fixed electrical installations and portable appliances within the Thurrock Council housing portfolio are safe and are maintained to an operational level at all times.


RAG Status	Range	Overall Percentage of Compliance
Green	100%	Compliant
Amber	90-100%	Compliant with few site/reports missing but programme on track
Red	<90%	Not compliant follow on action required



Commentary

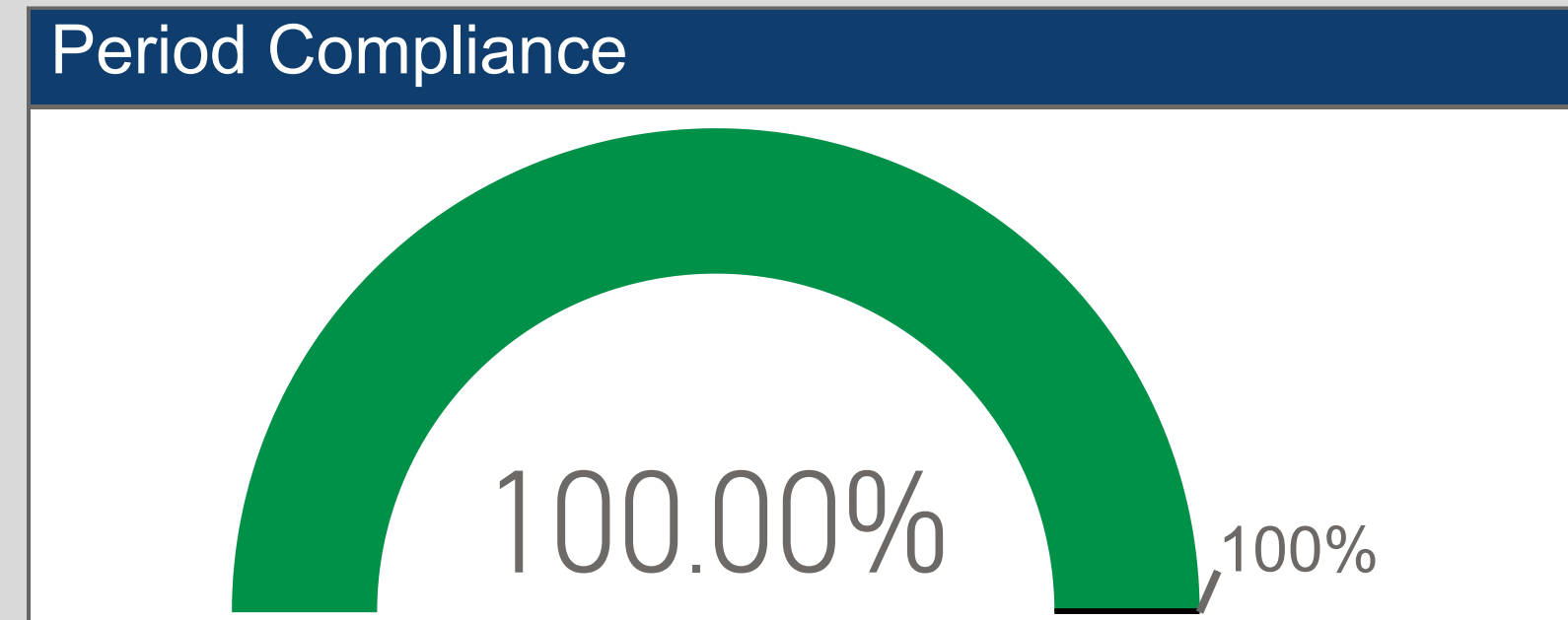
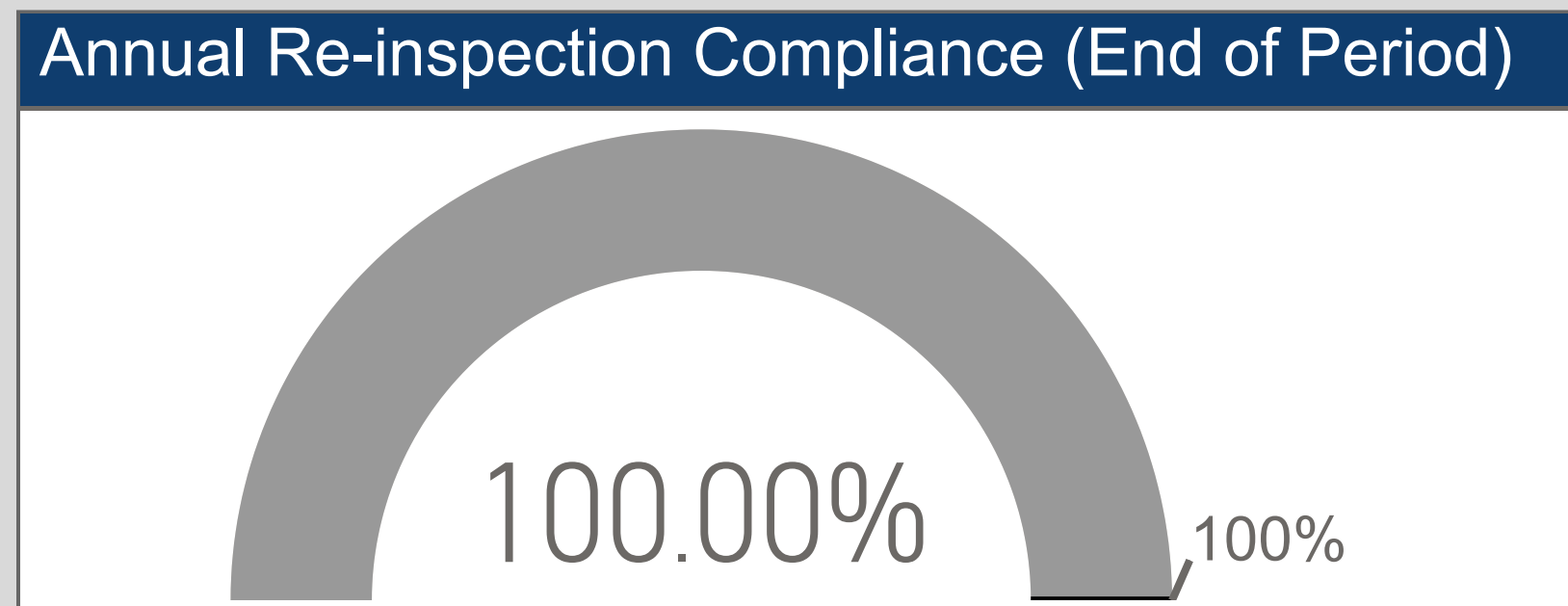
We are pleased to announce that all Communal Electrical Installation Condition Reports (EICRs) for our high-rise buildings are fully compliant. The next scheduled testing for the first site will take place in 2025. As a landlord, we take pride in achieving a 100% compliance rate with our communal EICR testing for high-rise buildings. The safety and well-being of our residents remain our top priority, and we will continue to uphold the highest standards of electrical safety in our properties.

Quarter	Total High rise Block (6 Plus storey) and concierge office on Programme	Sheltered Blocks where EICR completed in last 5 years	Quarter Re-Inspection Target	Quarter Re-Inspections Completed
Q1 23-24	18	18	0	0
Q2 23-24			0	0



This cyclical programme delivers electrical service testing within individual properties and communal blocks and ensures that fixed electrical installations and portable appliances within the Thurrock Council housing portfolio are safe and are maintained to an operational level at all times.


RAG Status	Range	Overall Percentage of Compliance
Green	100%	Compliant
Amber	90-100%	Compliant with few site/reports missing but programme on track
Red	<90%	Not compliant follow on action required



Commentary

I am pleased to announce we are 100% compliance across communal electrical testing for the sheltered housing sites and begin to expire in 2025

Quarter	Total Sheltered Blocks	Annual Re-inspection Target	Quarter Re-Inspection Target	Quarter Re-Inspections Completed
Q1 23-24	249	4	4	2
Q2 23-24	250	1	1	1



Communal Electrical Testing Low Rises

Compliance

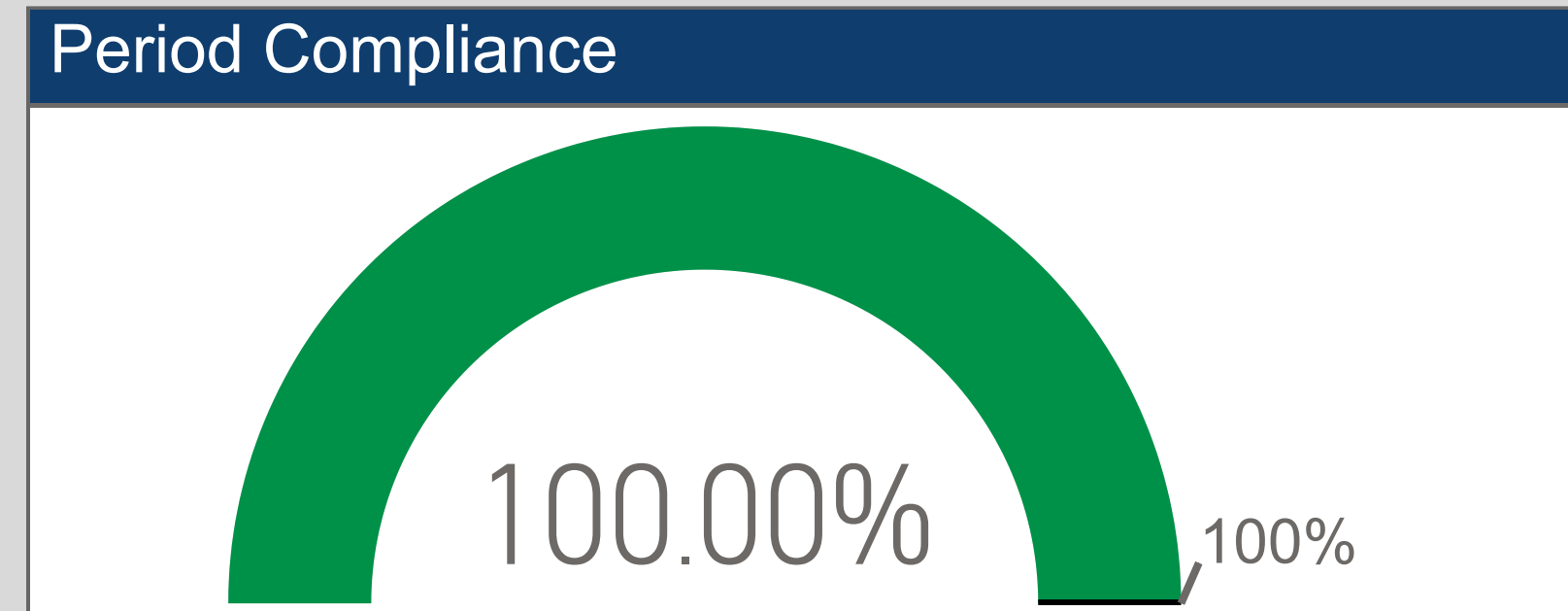
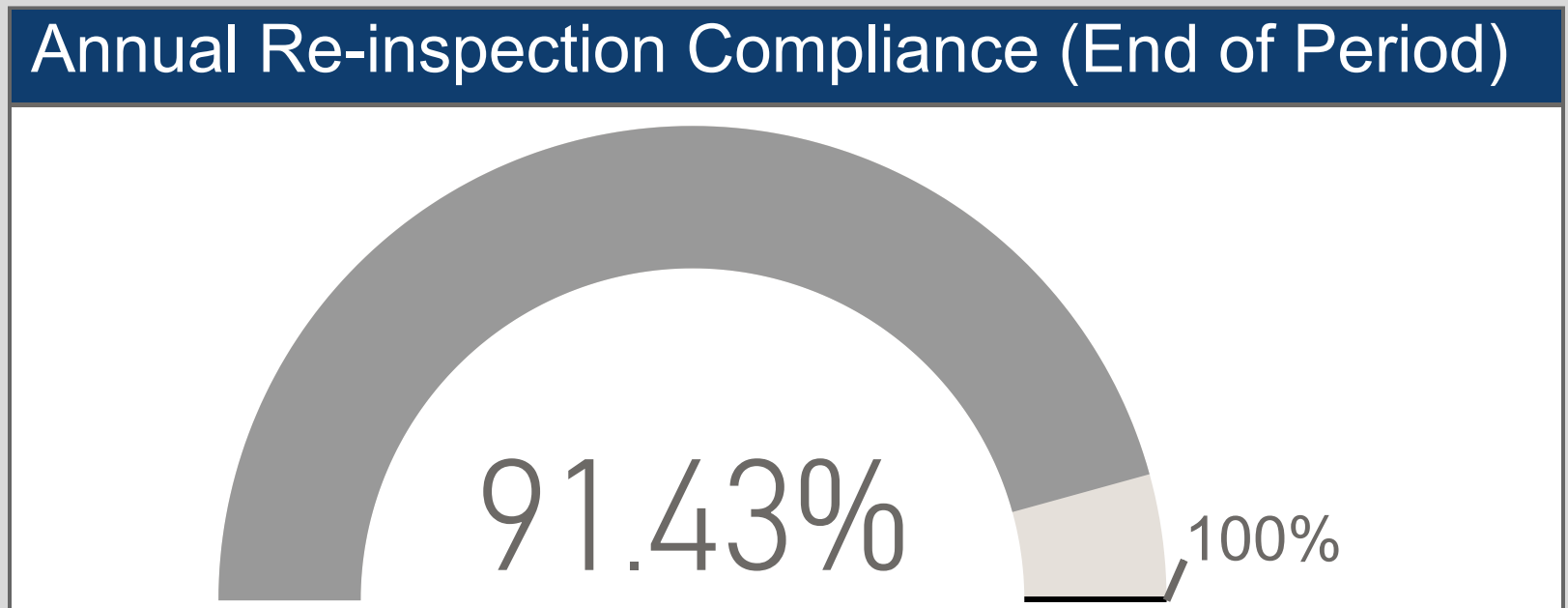
Reported Quarterly

Quarter

Q2 23-24

This cyclical programme delivers electrical service testing within individual properties and communal blocks and ensures that fixed electrical installations and portable appliances within the Thurrock Council housing portfolio are safe and are maintained to an operational level at all times.


RAG Status	Range	Overall Percentage of Compliance
Green	100%	Compliant
Amber	90-100%	Compliant with few site/reports missing but programme on track
Red	<90%	Not compliant follow on action required



Commentary

I am pleased to announce we are 100% compliance across communal electrical testing for the sheltered housing sites and begin to expire in 2024

Quarter	Low Rise Blocks where EICR completed in last 5 years	Annual Re-inspection Target	Quarter Re-Inspection Target	Quarter Re-Inspections Completed
Q1 23-24	530	61	61	55
Q2 23-24	536	9	9	9



Communal Electrical Testing

Compliance

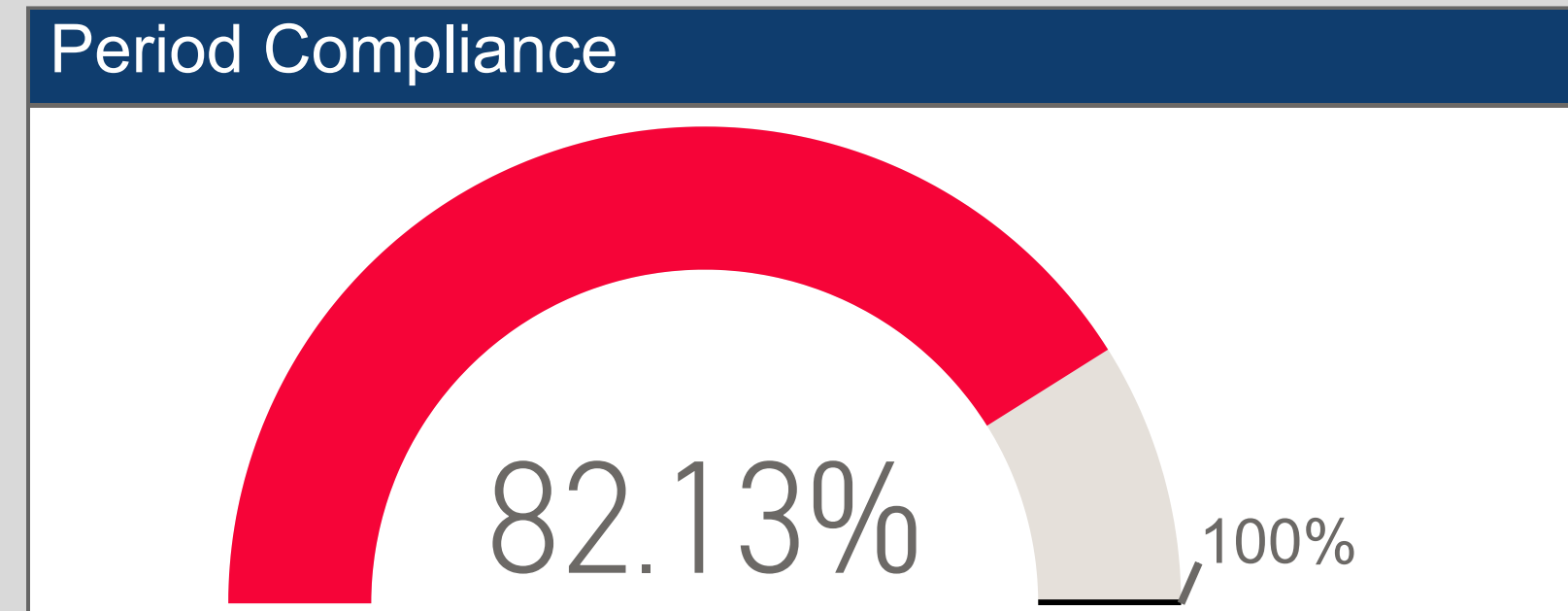
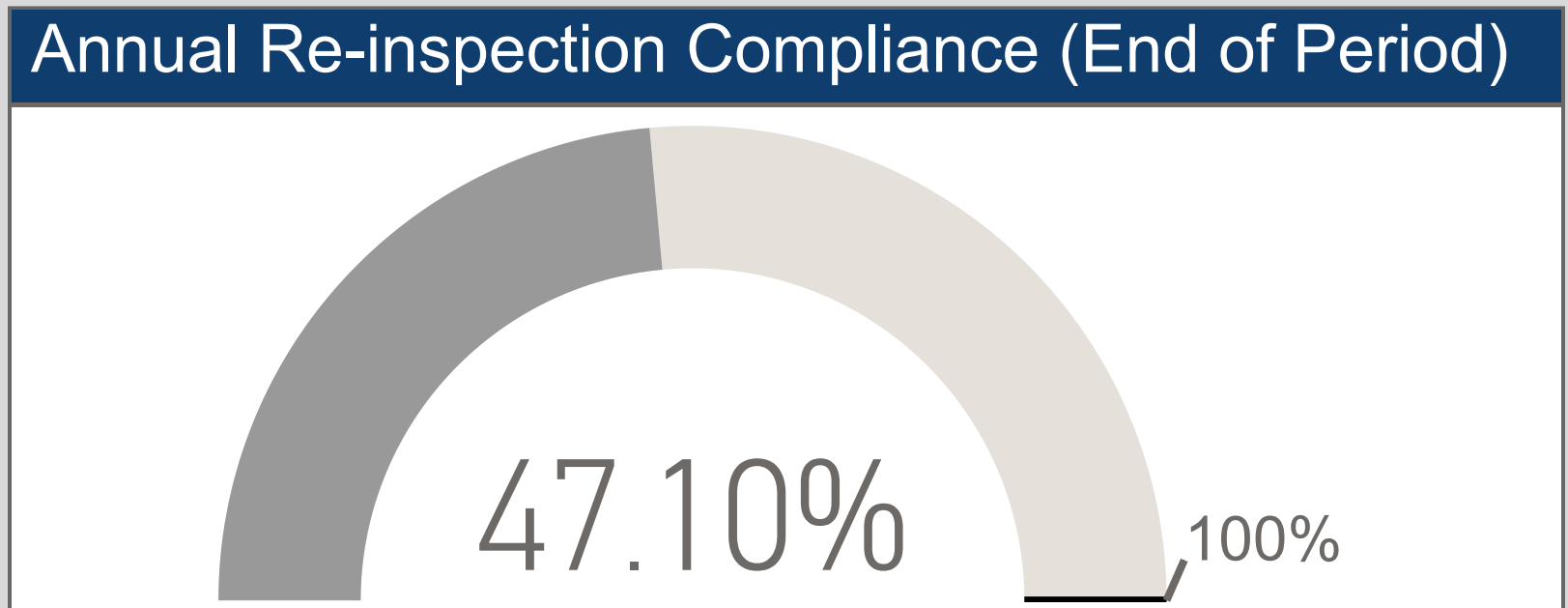
Reported Quarterly

Quarter

Q2 23-24

This cyclical programme delivers electrical service testing within individual properties and communal blocks and ensures that fixed electrical installations and portable appliances within the Thurrock Council housing portfolio are safe and are maintained to an operational level at all times.


RAG Status	Range	Overall Percentage of Compliance
Green	100%	Compliant
Amber	90-100%	Compliant with few site/reports missing but programme on track
Red	<90%	Not compliant follow on action required



Commentary

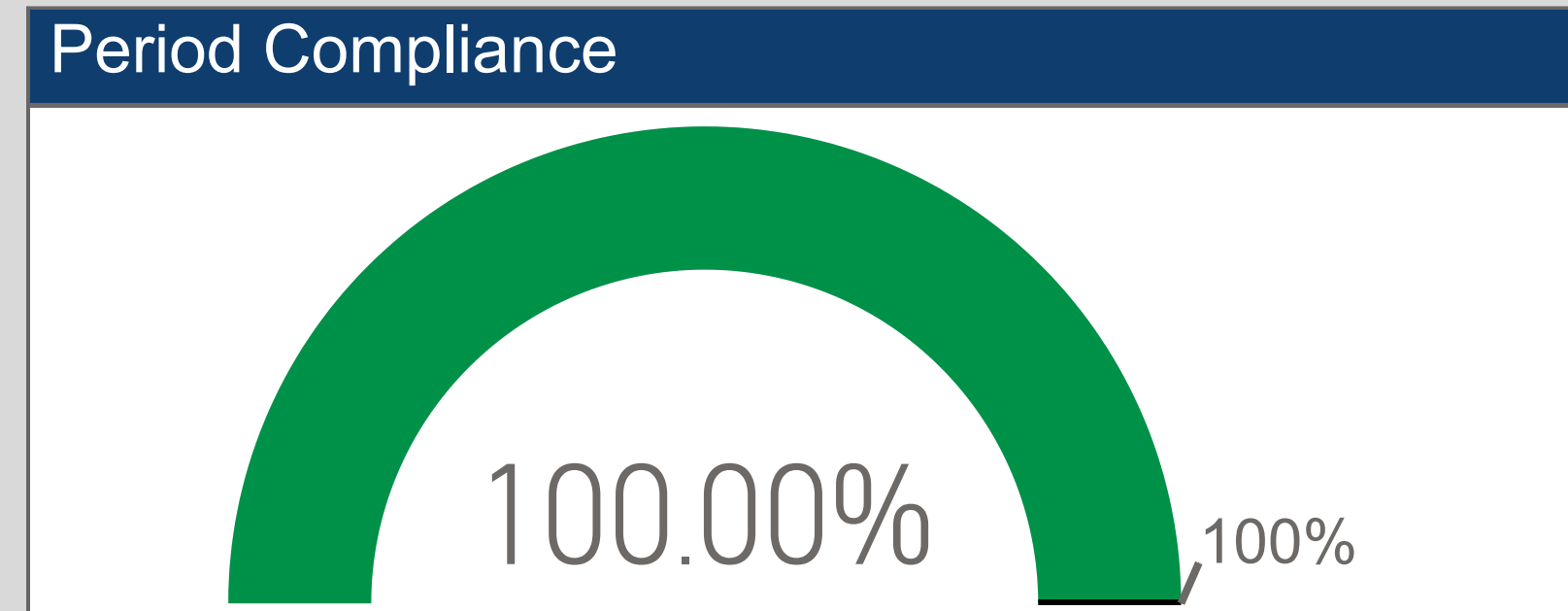
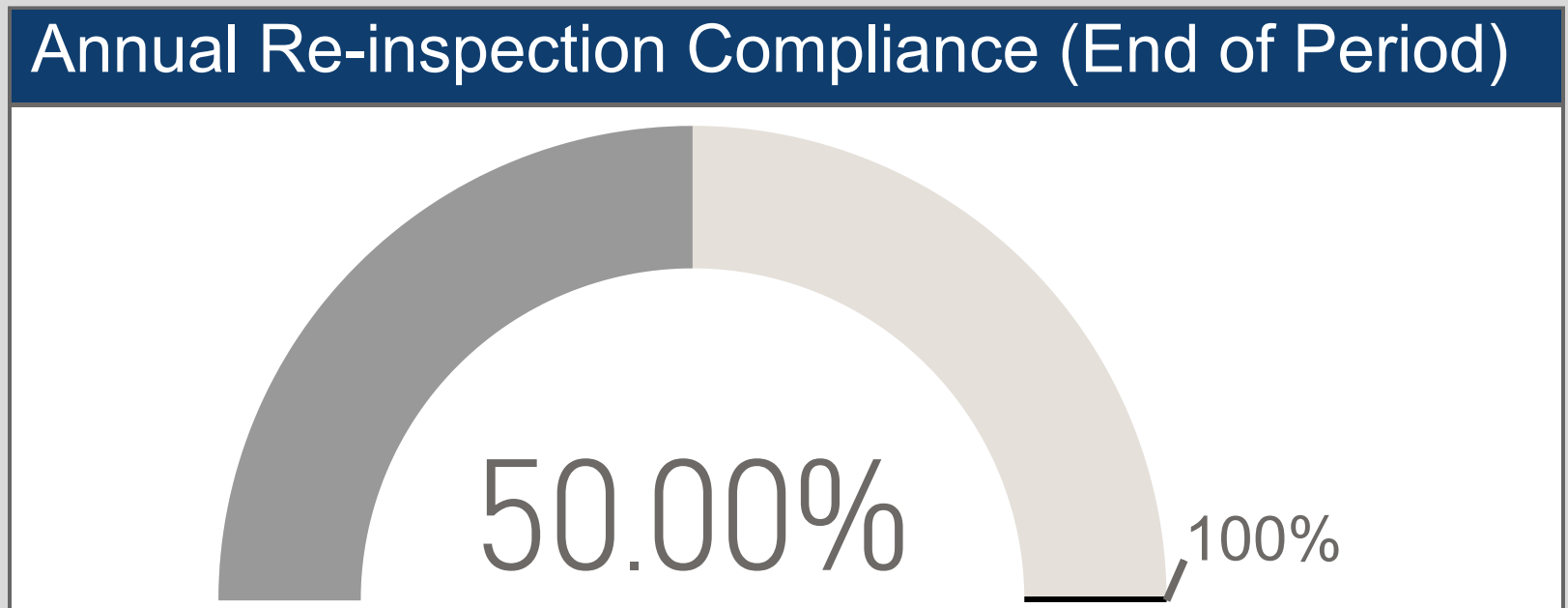
1540/2691 properties completed to date off this years programs. equates to 57% - 10/10/23 - this is inclusive of passbacks issued.
At the end of Q2 - 729 non-Compliant

Quarter	Individual Properties where EICR completed in last 5 years	Annual Re-inspection Target	Quarter Re-Inspection Target	Quarter Re-Inspections Completed
Q1 23-24	9081	3000	750	797
Q2 23-24	9203		750	616



Passenger lifts service and maintenance carried out on monthly basis to ensure satisfactory operation of the lift; these are mainly located in high/low rise blocks and a few sheltered complexes.


RAG Status	Range	Overall Percentage of Compliance
Green	100%	Compliant
Amber	90-100%	Compliant with few site/reports missing but programme on track
Red	<90%	Not compliant follow on action required



Commentary

All passenger lifts have been serviced within the required timeframe

Quarter	Annual Re-inspection Target	Annual Overall Re-inspections Completed	Quarter Re-Inspection Target	Quarter Re-Inspections Completed
Q1 23-24	684	171	171	171
Q2 23-24		342	171	171

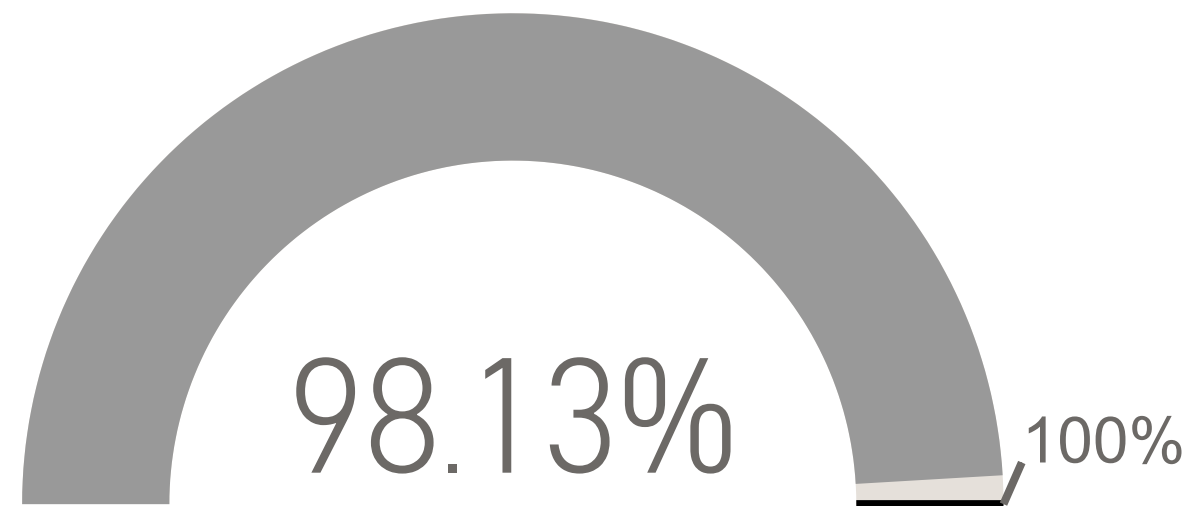


This cyclical maintenance contract delivers Disabled Adaptations Services for the Supply, Installation, Servicing and Breakdown Repairs of lifts (stairs, step, and through floor) and Ceiling Track Hoists.

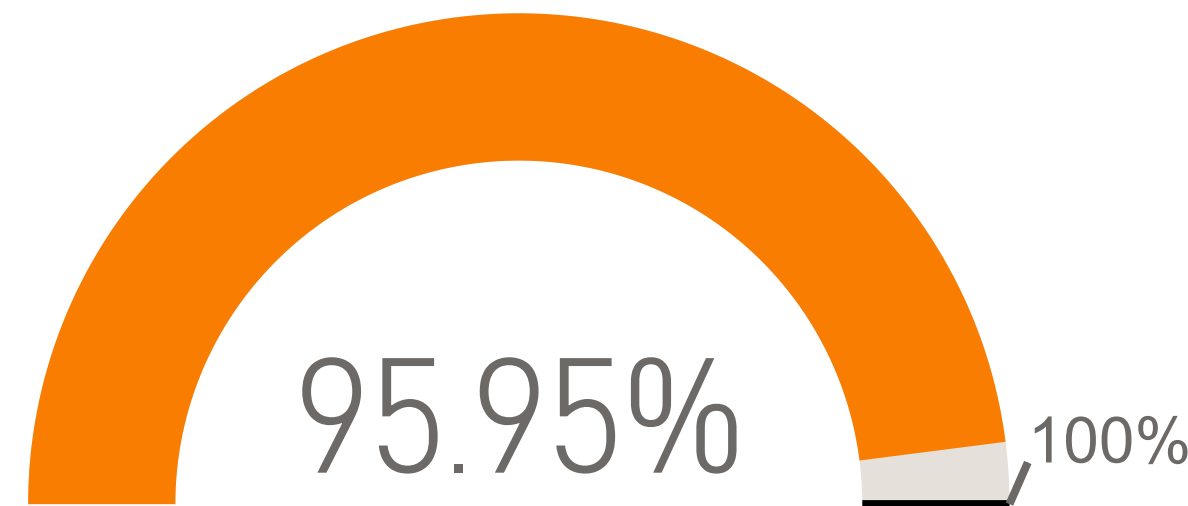
Maintenance of lifts (stairs, step and through floor) are carried out on an annual basis and ceiling track hoists service is bi-annual, made up of one visual check and a load test.

RAG Status	Range	Overall Percentage of Compliance
Green	100%	Compliant
Amber	90-100%	Compliant with few site/reports missing but programme on track
Red	<90%	Not compliant follow on action required

Annual Re-inspection Compliance (End of Period)




Period Compliance



Commentary

Overall compliance 95% 343 Daiglen drive no access as residents is undergoing kimotherapy, 21 GateHope drive resident curretyly has Covic service booked for 10/10/23

Quarter	Annual Re-inspection Target	Annual Overall Re-inspections Completed	Quarter Re-Inspection Target	Quarter Re-Inspections Completed
Q1 23-24	308	305	66	63
Q2 23-24	320	314	148	142



Door Entry (Auto)

Compliance

Reported Quarterly

Quarter

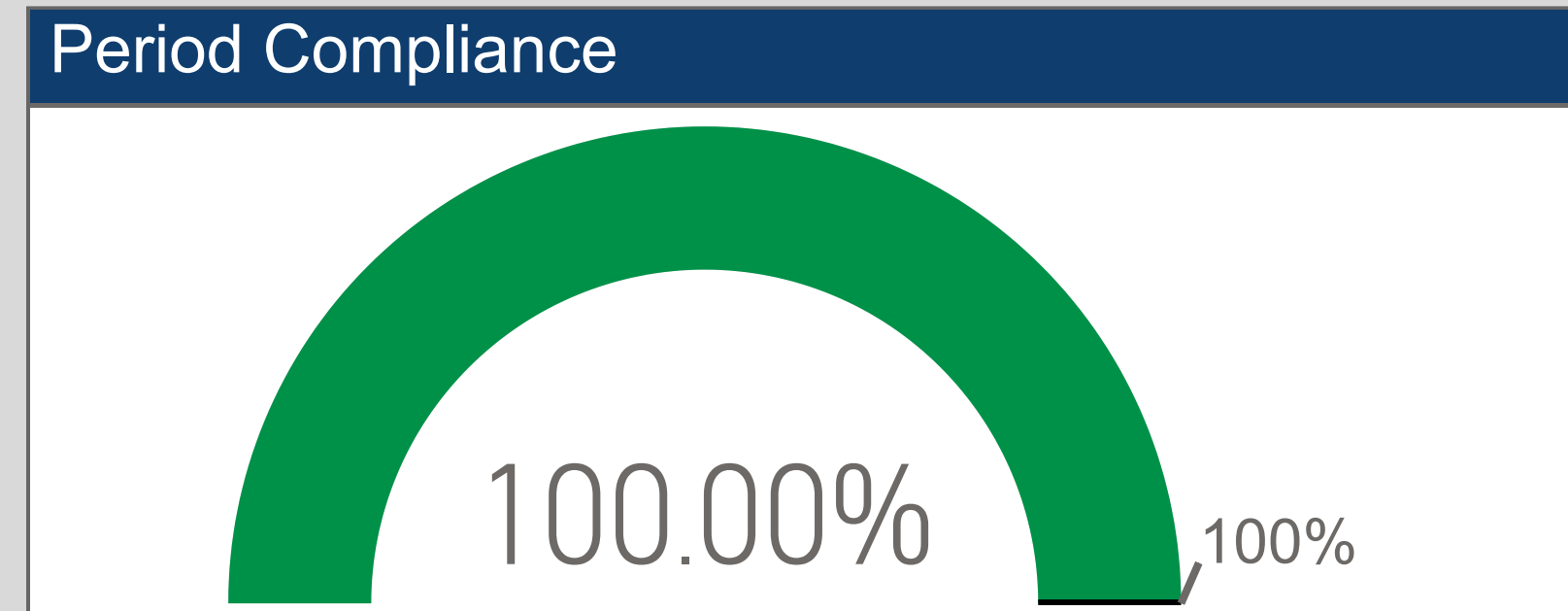
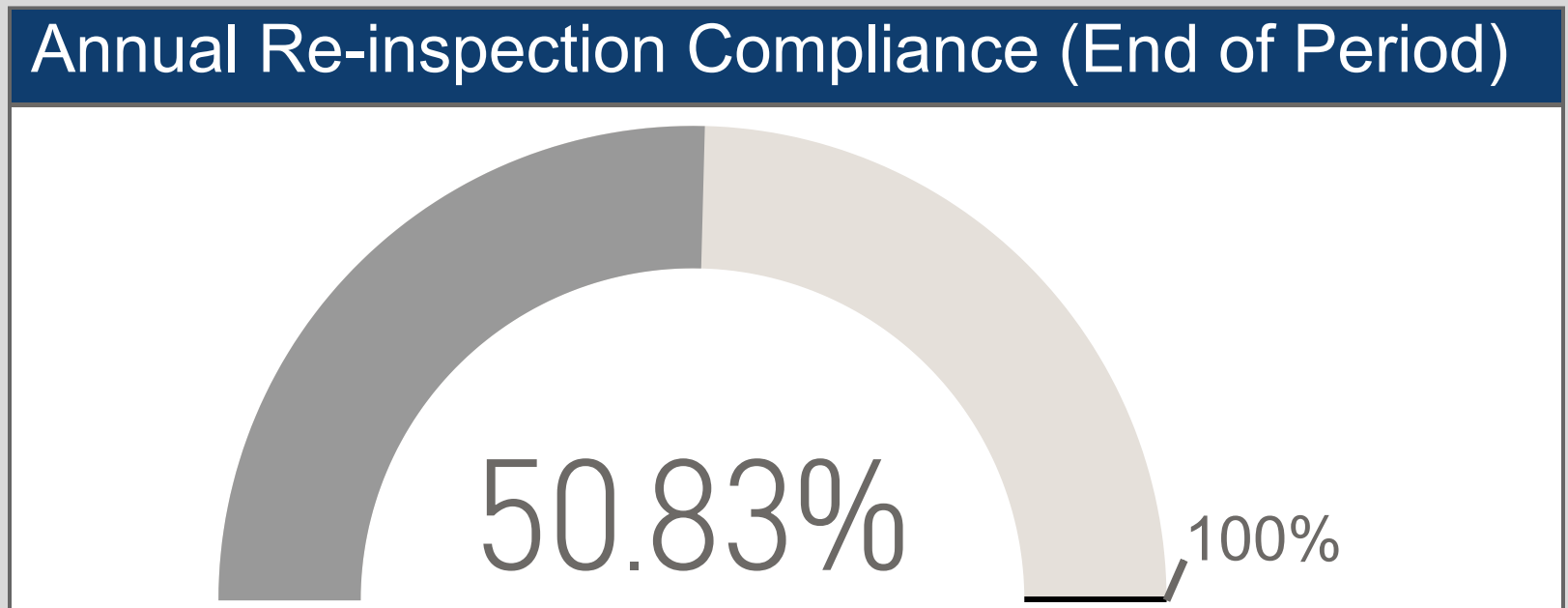
Q2 23-24

This cyclical maintenance contract delivers inspection and maintenance and repairs to an array of various secure entrance systems and associated equipment; such as automatic door closers, vehicle and pedestrian gates; in council owned multi – occupancy housing sites.

Maintenance, Inspection & testing are scheduled and completed on a regular basis, either six monthly, or quarterly, the following scheduling provides guidance as to the frequency of maintenance, inspection and testing;

- Six Monthly inspections consist of sites where door entry and access control systems are installed and all doors and gates that form part of the installation are of a manual type; i.e. they need to be pushed or pulled open by an individual.
- Quarterly inspections consist of sites where door entry and access control systems are installed and all doors and gates that form part of the installation are operated automatically; either electrically or pneumatically


RAG Status	Range	Overall Percentage of Compliance
Green	100%	Compliant
Amber	90-100%	Compliant with few site/reports missing but programme on track
Red	<90%	Not compliant follow on action required



Commentary

During the second quarter of the year (July, Aug, September 2023), Oakray Ltd, responsible for door entry systems, efficiently completed servicing all sites across the borough. As a landlord, we are thrilled to announce that we have attained a 100% compliance rate with our door entry systems, ensuring they meet all the necessary standards and contribute to the safety of our residents. Their security and well-being remain our top priority, and we will continue to uphold the highest standards for their benefit.

Quarter	Annual Re-inspection Target	Annual Overall Re-inspections Completed	Quarter Re-Inspection Target	Quarter Re-Inspections Completed
Q1 23-24	724	181	181	181
Q2 23-24		363	187	187



Door Entry (Secure)

Compliance

Reported Bi-Annually

Quarter

Q1 23-24

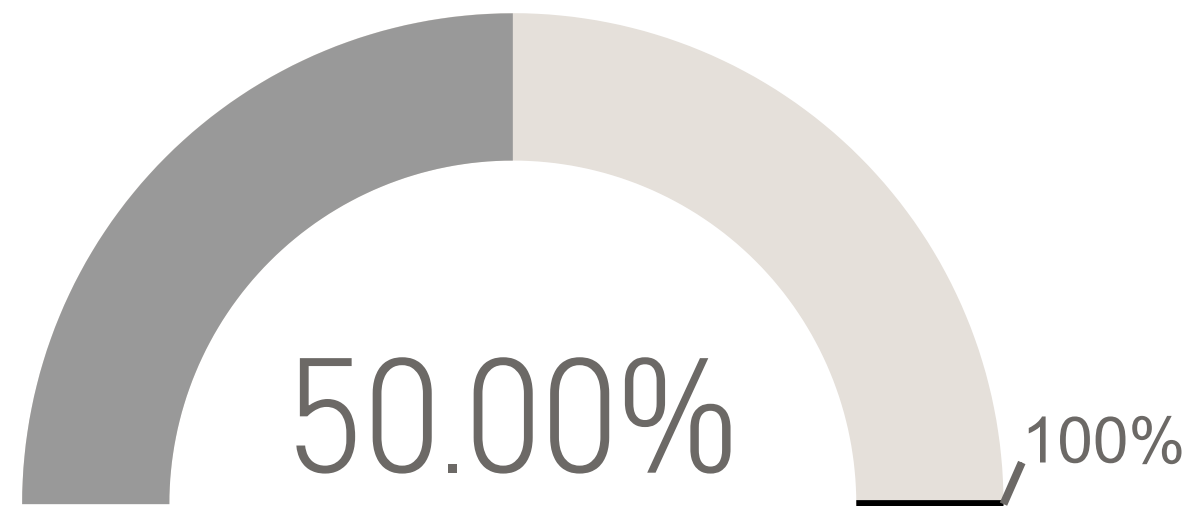
This cyclical maintenance contract delivers inspection and maintenance and repairs to an array of various secure entrance systems and associated equipment; such as automatic door closers, vehicle and pedestrian gates; in council owned multi – occupancy housing sites.

Maintenance, Inspection & testing are scheduled and completed on a regular basis, either six monthly, or quarterly, the following scheduling provides guidance as to the frequency of maintenance, inspection and testing;

- Six Monthly inspections consist of sites where door entry and access control systems are installed and all doors and gates that form part of the installation are of a manual type; i.e. they need to be pushed or pulled open by an individual.
- Quarterly inspections consist of sites where door entry and access control systems are installed and all doors and gates that form part of the installation are operated automatically; either electrically or pneumatically

RAG Status	Range	Overall Percentage of Compliance
Green	100%	Compliant
Amber	90-100%	Compliant with few site/reports missing but programme on track
Red	<90%	Not compliant follow on action required

Annual Re-inspection Compliance (End of Period)




Period Compliance



Commentary

During the first quarter of the year (April, May, June 2023), Oakray Ltd, responsible for door entry systems, efficiently completed servicing all sites across the borough. As a landlord, we are thrilled to announce that we have attained a 100% compliance rate with our door entry systems, ensuring they meet all the necessary standards and contribute to the safety of our residents. Their security and well-being remain our top priority, and we will continue to uphold the highest standards for their benefit.

Quarter	Bi-annual Re-Inspection Target	Annual Re-inspection Target	Annual Overall Re-inspections Completed	Quarter Re-Inspections Completed
Q1 23-24	531	1062	531	531



Boosted Water Pumps

Compliance

Reported Bi-Annually

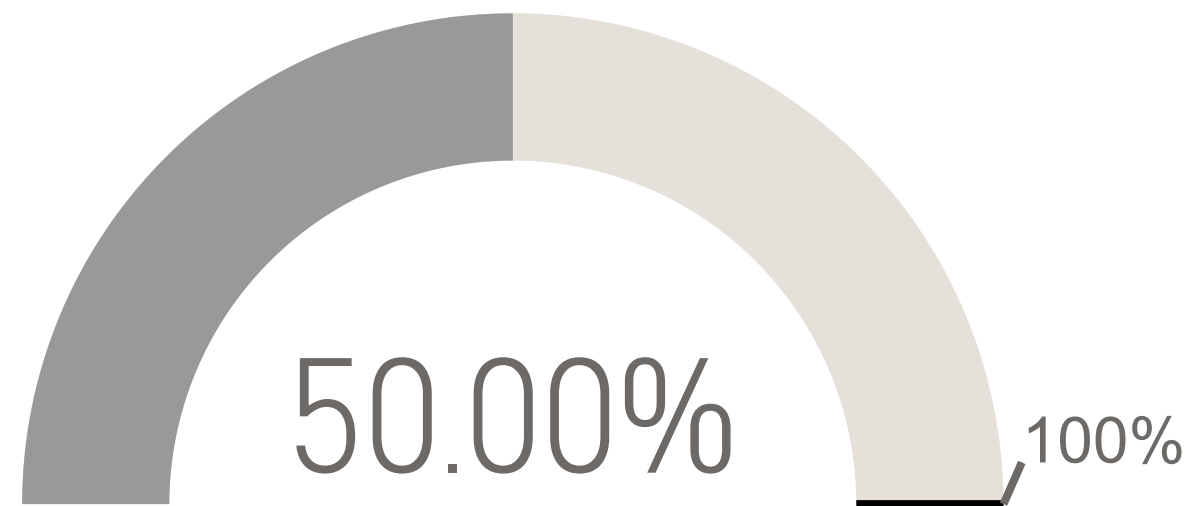
Quarter

Q2 23-24

This cyclical maintenance contract requires achieving safe, reliable and fully functional equipment for the provision of water, ventilation and heating for service users across the borough. Boosted water pump frequency of service visits is bi-annual, and high-rise blocks extractor/ventilation fans frequency of service visits is on quarterly service.

RAG Status	Range	Overall Percentage of Compliance
Green	100%	Compliant
Amber	90-100%	Compliant with few site/reports missing but programme on track
Red	<90%	Not compliant follow on action required

Annual Overall Compliance (End of Period)




Period Compliance



Commentary

In the first quarter of the year (April, May, June 2023), REGEN Services, entrusted with maintaining building boosted water pump systems, successfully completed efficient servicing of all sites across the borough. As a landlord, we are delighted to announce that we have achieved a 100% compliance rate with our servicing program. This ensures that our water pump systems meet all the required standards, contributing to the safe and reliable water supply to the buildings. The safety and well-being of our residents remain at the forefront of our priorities, and we will continue to uphold the highest standards to provide them with a secure living environment.

Quarter	Bi-annual Re-Inspection Target	Annual Re-inspection Target	Annual Overall Re-inspections Completed	Quarter Re-Inspections Completed
Q2 23-24	17	34	17	17



HRBs - Ventilation Fans

Compliance

Reported Quarterly

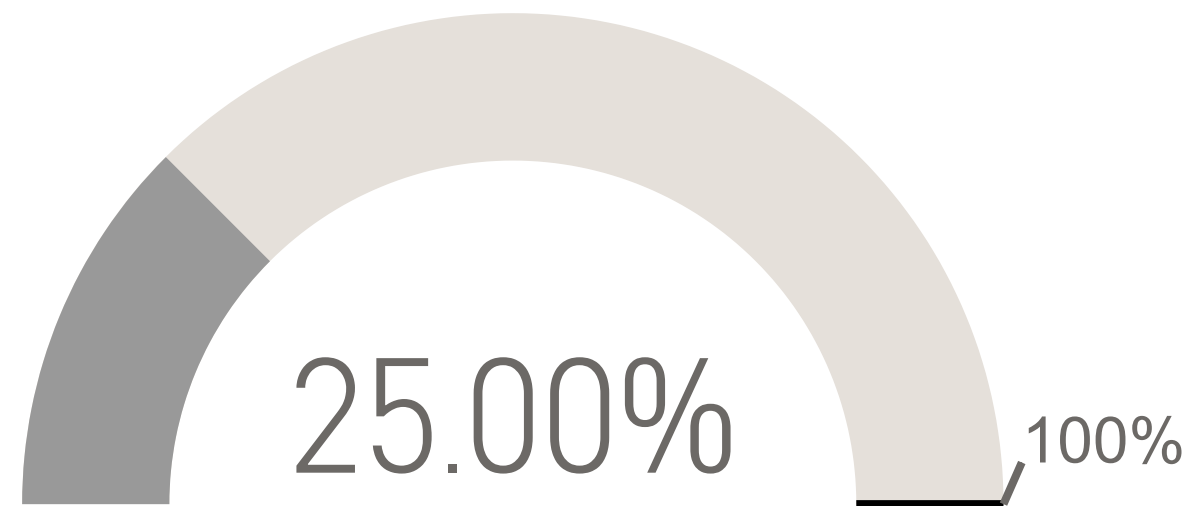
Quarter

Q2 23-24

This cyclical maintenance contract requires achieving safe, reliable and fully functional equipment for the provision of water, ventilation and heating for service users across the borough. Boosted water pump frequency of service visits is bi-annual, and high-rise blocks extractor/ventilation fans frequency of service visits is on quarterly service.

RAG Status	Range	Overall Percentage of Compliance
Green	100%	Compliant
Amber	90-100%	Compliant with few site/reports missing but programme on track
Red	<90%	Not compliant follow on action required

Annual Re-inspection Compliance (End of Period)




Period Compliance



Commentary

(Blank)

Quarter	Annual Re-inspection Target	Annual Overall Re-inspections Completed	Quarter Re-Inspection Target	Quarter Re-Inspections Completed
Q1 23-24	12	3	3	3



HRBs - Bin Chutes Systems

Compliance

Reported Bi-Annually

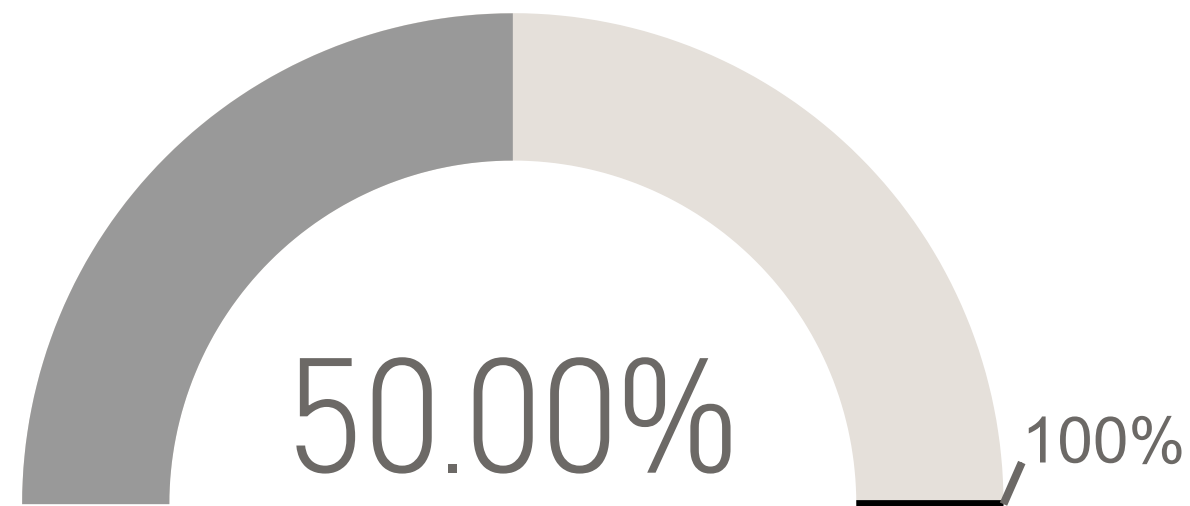
Quarter

Q1 23-24

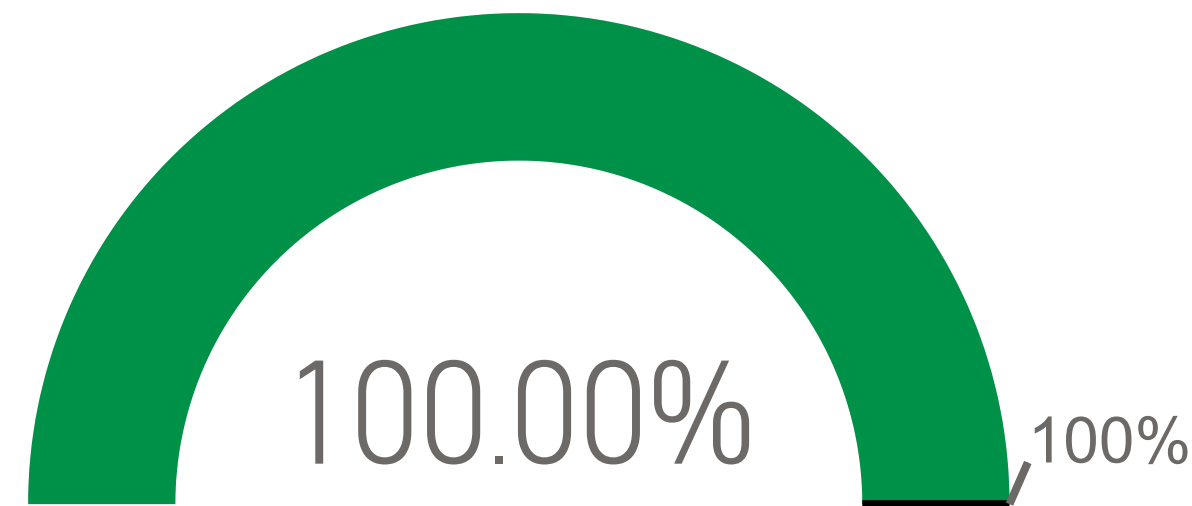
This cyclical maintenance contract delivers the inspection, testing, maintenance including breakdown repairs of Communal Bin/Refuse Chute Systems fitted with automatic fire closer plates at the base of chute mainly in High/low rise blocks. The equipment to be serviced on bi-annual frequency in High Rise & Low Rise Blocks Bin/Refuse Chute System.

RAG Status	Range	Overall Percentage of Compliance
Green	100%	Compliant
Amber	90-100%	Compliant with few site/reports missing but programme on track
Red	<90%	Not compliant follow on action required

Annual Re-inspection Compliance (End of Period)




Period Compliance



Commentary

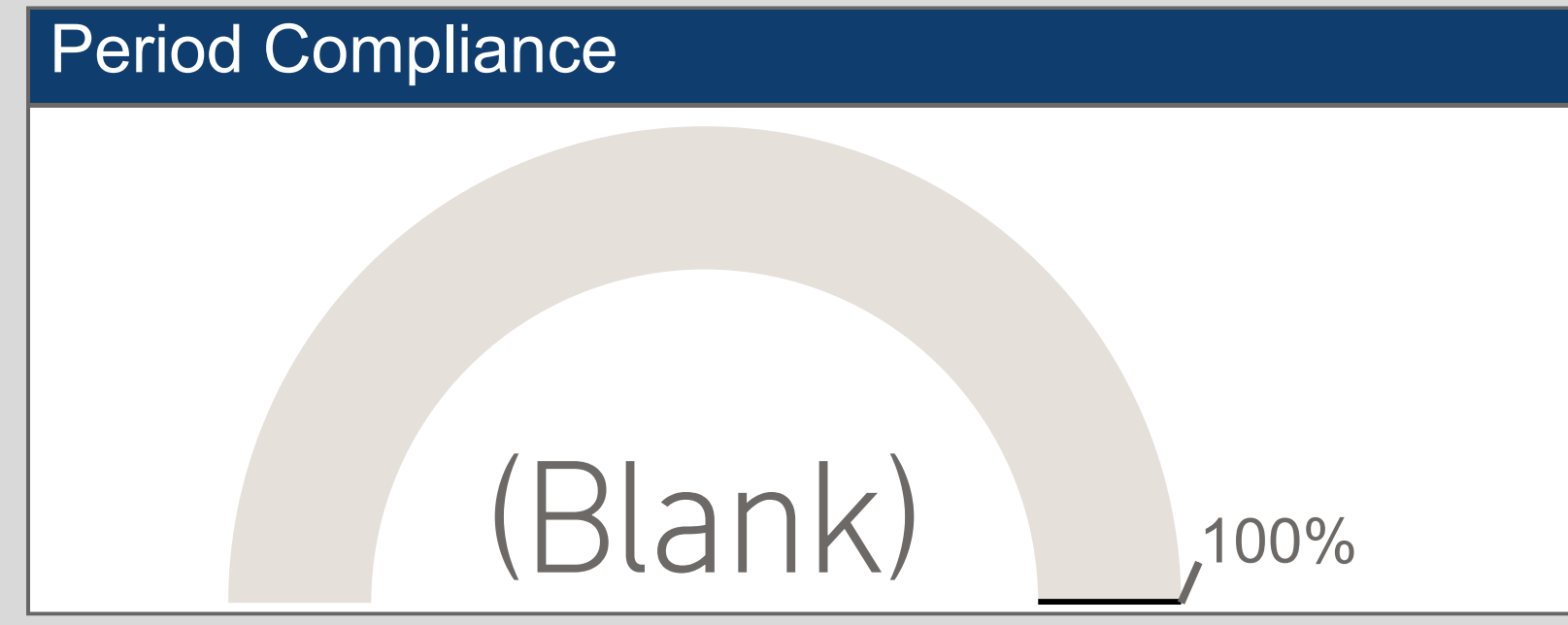
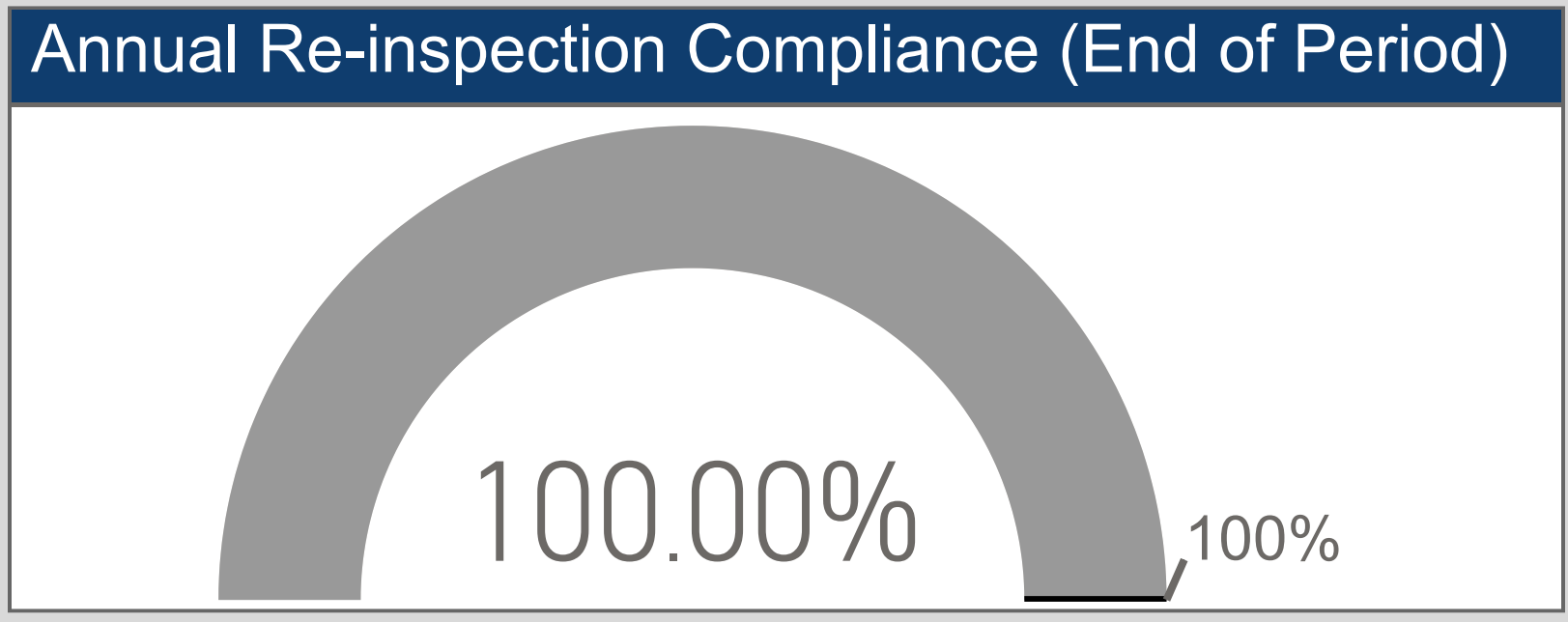
In the first quarter of the year (April, May, June 2023), Hardall Services, entrusted with maintaining bin chute systems for high-rise buildings, successfully completed efficient servicing of all sites across the borough. As a landlord, we are delighted to announce that we have achieved a 100% compliance rate with our servicing program. The safety and well-being of our residents remain our utmost priorities, and we are dedicated to upholding the highest standards to provide them with a secure living environment.

Quarter	Bi-annual Re-Inspection Target	Annual Re-inspection Target	Annual Overall Re-inspections Completed	Quarter Re-Inspections Completed
Q1 23-24	15	30	15	15



This cyclical maintenance contract delivers the inspection, testing, maintenance of lightning protection systems on housing stock require to professionally test at least once a year to ensure it is capable of conducting a potential lightning strike to a safe earthing point.


RAG Status	Range	Overall Percentage of Compliance
Green	100%	Compliant
Amber	90-100%	Compliant with few site/reports missing but programme on track
Red	<90%	Not compliant follow on action required



Commentary

100% compliant next due November 23

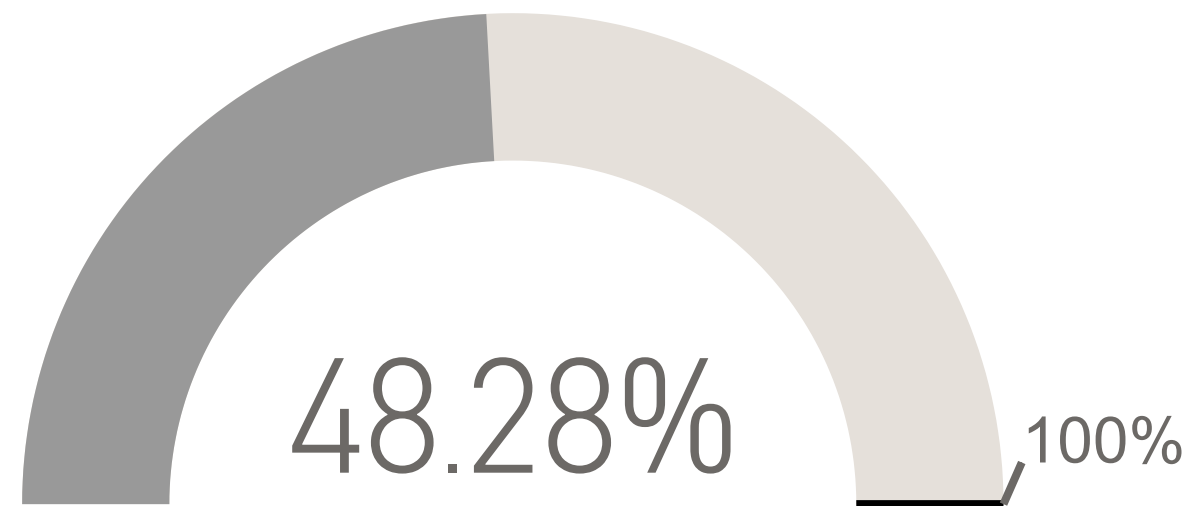
Quarter	Annual Re-inspection Target	Annual Overall Re-inspections Completed	Quarter Re-Inspection Target	Quarter Re-Inspections Completed
Q1 23-24	29	29	1	1
Q2 23-24	29	29	0	0



This cyclical maintenance contract delivers the inspection, testing, maintenance of all parts of the air conditioning system, these system frequency of service visits is bi-annual. These systems are located on multiple sites mainly offices and concierges.

RAG Status	Range	Overall Percentage of Compliance
Green	100%	Compliant
Amber	90-100%	Compliant with few site/reports missing but programme on track
Red	<90%	Not compliant follow on action required

Annual Re-inspection Compliance (End of Period)




Period Compliance



Commentary

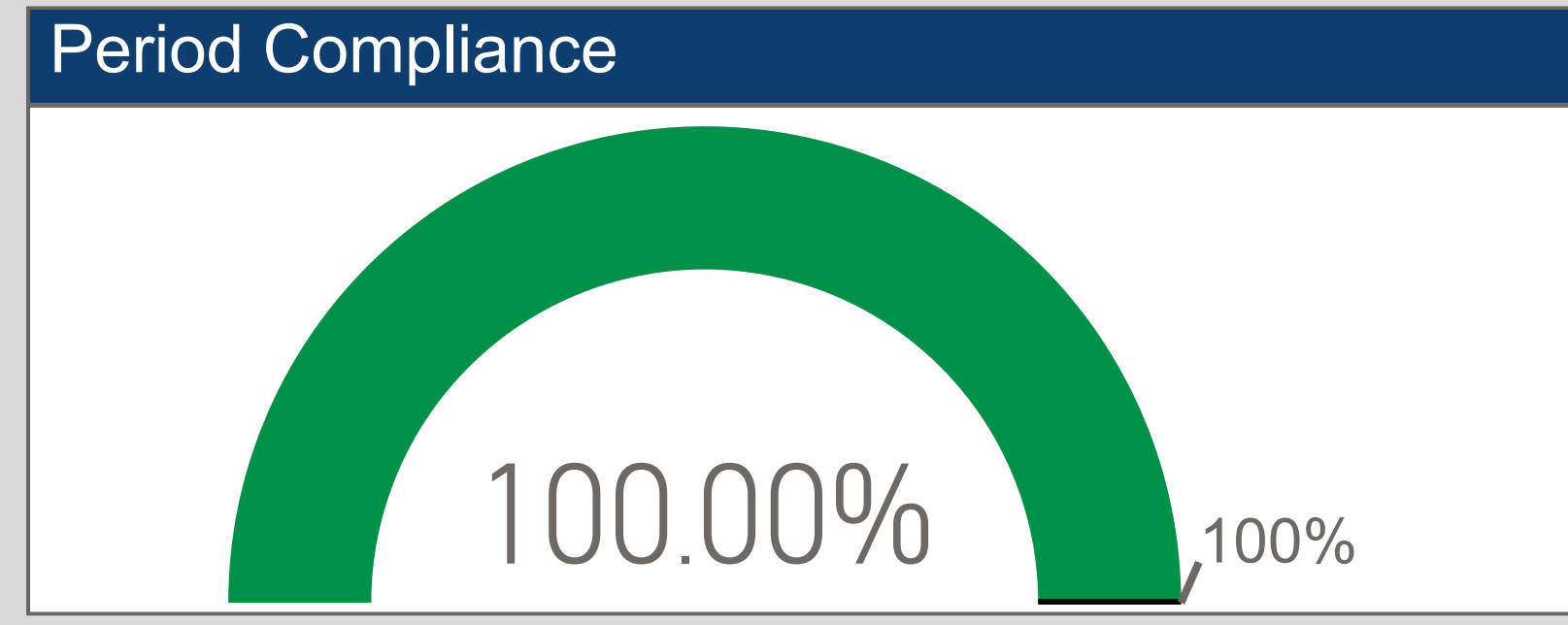
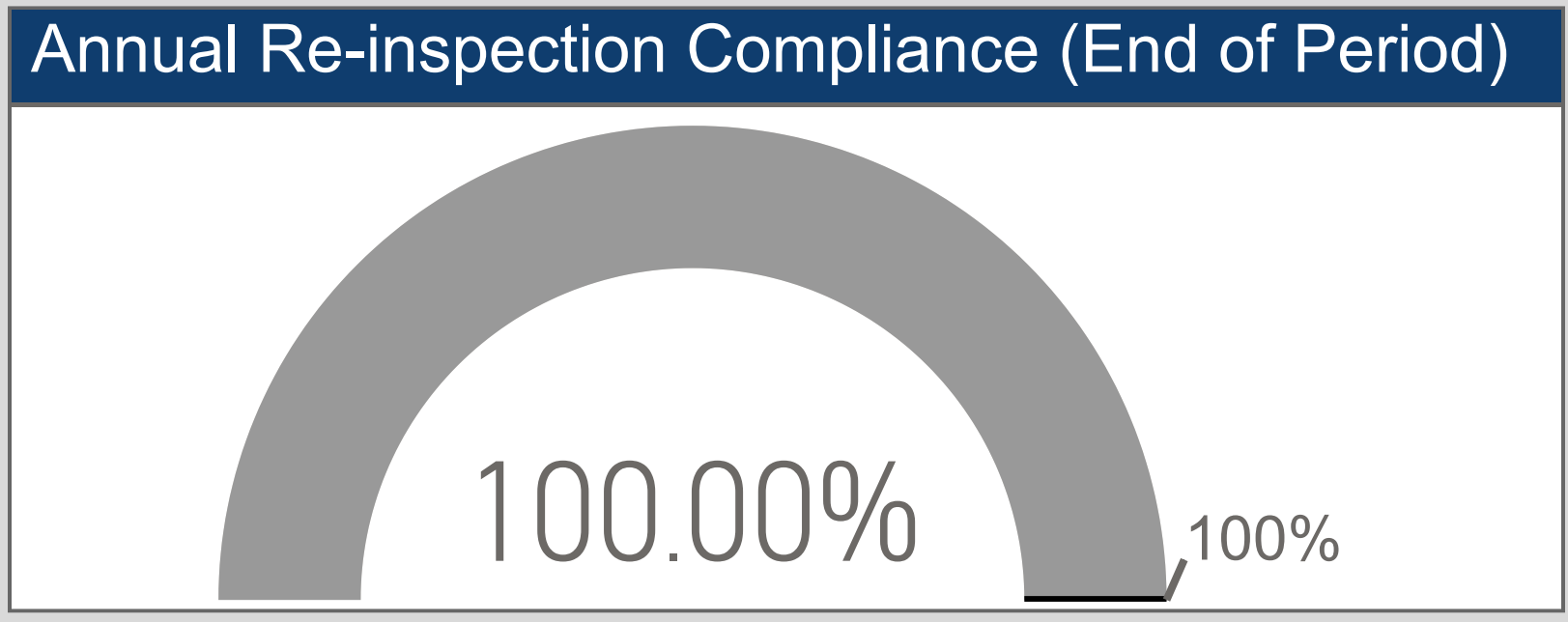
(Blank)

Quarter	Bi-annual Re-Inspection Target	Annual Re-inspection Target	Annual Overall Re-inspections Completed	Quarter Re-Inspections Completed
Q2 23-24		15	7	



This programme delivers the inspection, testing and maintenance to Man safe systems. These systems are required to be inspected and tested at least every 12 months. Man safe systems comprising stainless steel wire rope, posts and fixings provide users with an approved, tested and inspected method of safe access/work. All new-built block of flats (currently 4 sites) have these systems.

RAG Status	Range	Overall Percentage of Compliance
Green	100%	Compliant
Amber	90-100%	Compliant with few site/reports missing but programme on track
Red	<90%	Not compliant follow on action required



Commentary

During the first quarter of the year (April, May, June 2023), Highwire Services, responsible for maintaining mansafe systems for buildings, efficiently completed servicing all sites across the borough. As a landlord, we are delighted to announce that we have achieved a 100% compliance rate with our servicing program. The safety and well-being of our residents remain our topmost priority, and we are fully committed to upholding the highest standards to provide them with a secure living environment.

Quarter	Annual Re-inspection Target	Annual Overall Re-inspections Completed	Quarter Re-Inspection Target	Quarter Re-Inspections Completed
Q1 23-24	6	6	6	6
Q2 23-24			0	0
Q3 23-24			0	0
Q4 23-24			0	0



Gas Compliance Performance Dashboard

Overview

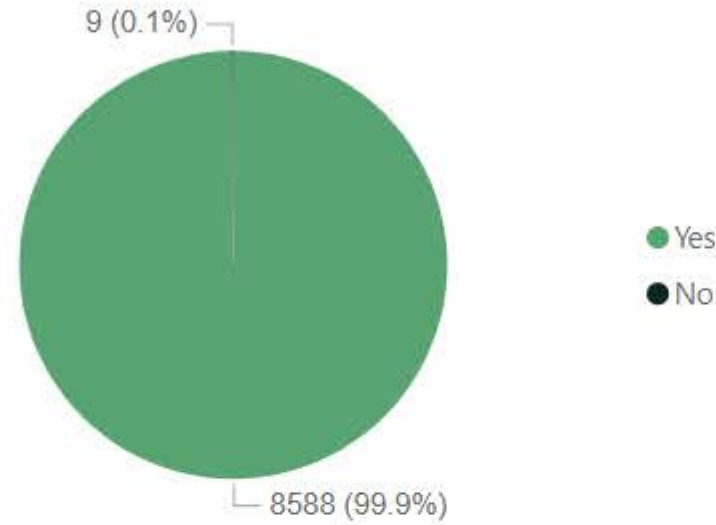
Select Type

Multiple selections

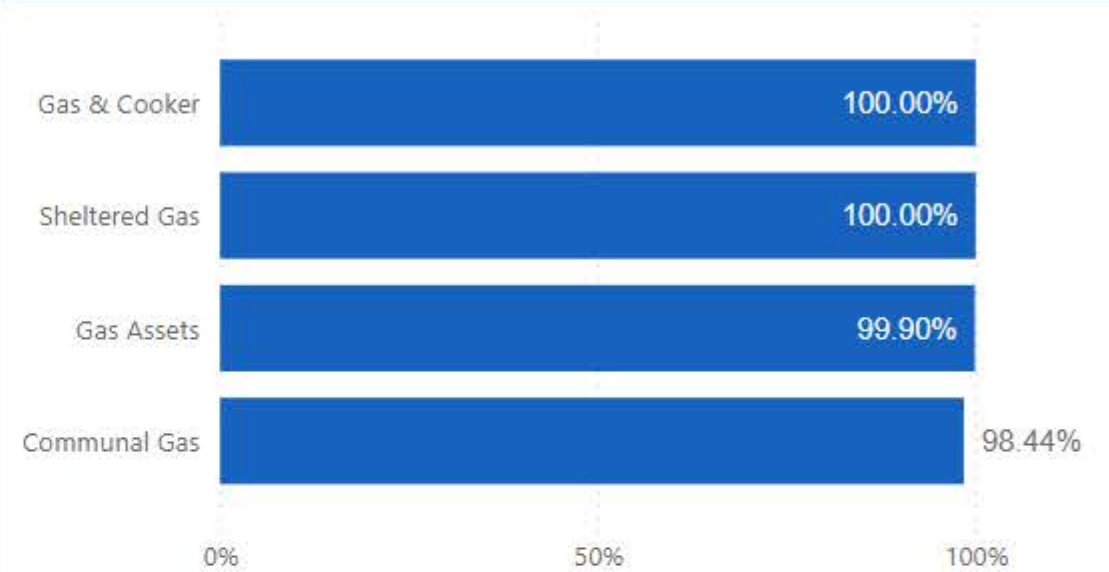
% Compliance



Properties by Compliance



% Compliance by Asset Type



Key Stats



Reporting Month

December 2023



Number of Properties

8597



Properties Compliant

8588



Properties Non-Compliant

9

Non-Compliant Assets

UPRN	Address	Type	Compliant	Service Due Date
0046212	212 SEABROOKE RISE	Gas Assets	No	14 December 2023
0143089	89 JESMOND ROAD	Gas Assets	No	20 December 2023
0452030	30 SHAKESPEARE AVENUE	Gas Assets	No	08 November 2023
0459043	43 QUEBEC ROAD	Gas Assets	No	30 November 2023
0904094	94 LIME CLOSE	Gas Assets	No	23 December 2023
100090749210	53 TAMAR DRIVE	Gas Assets	No	19 November 2022
100091591973	BOILER ROOM 4 - COMMUNAL AREA	Communal Gas	No	21 September 2023
10095906438	10 JACQULINE COURT	Gas Assets	No	25 October 2023
10095906440	12 JACQULINE COURT	Gas Assets	No	25 October 2023



Repairs Performance Dashboard

Demand

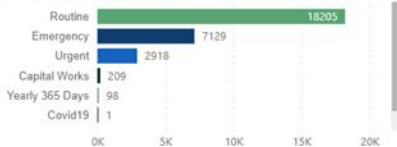
Priority	Workstream	Job Type	Date Issued	
All	All	All	01/04/2023	16/01/2024

Repairs Key Stats

Repairs Issued
28561

Number of Properties/Admin Units
7675

Repairs Issued by Work Programme



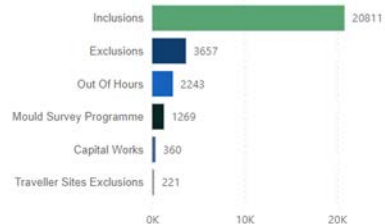
Repairs Issued by Trade

Trade	Repairs Issued
Painting and Decoration	171
Bricklayer	171
Disable Adaptations	130
Metalworks	81
Scaffolding	65
Cleaning and Clearance	44
Legal Repairs	17

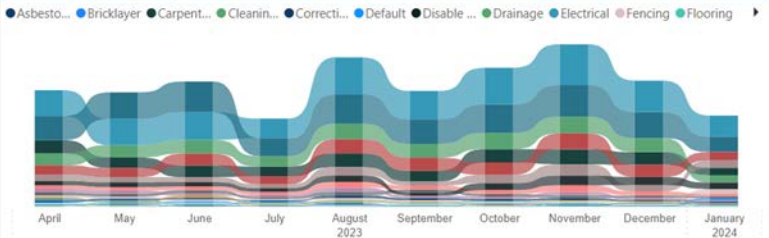
Number of Repairs Issued Timeline



Repairs Issued by Work Programme



Number of Repairs by Year, Month and Trade





Damp and Mould Repairs Demand Dashboard

Overview

Date Issued

01/04/2023

16/01/2024

Key Stats



Works Orders

1269



Properties Affected

1112



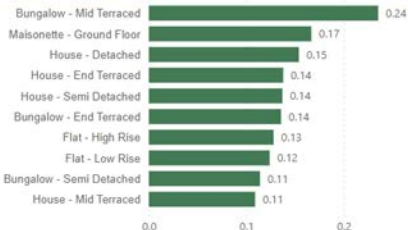
% Stock Affected

11.22%

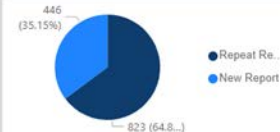
Works Orders Issued Timeline



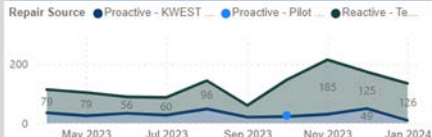
Works Orders Issued Per Property by Type



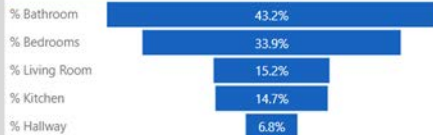
Works Orders by Report Type



Works Orders Issued by Repair Source Timeline



Works Orders Issued by Room(s) Affected



Street	Number of Works Orders	Number of Properties Affected	Number of Properties (Stock)	% New Reports	% Repeat Reports	% of Stock With MSP Repairs
BROXBURN DRIVE	47	39	236	31.9%	68.1%	16.53%
SEABROOKE RISE	29	26	262	37.9%	62.1%	9.92%
LEICESTER ROAD	27	25	136	25.9%	74.1%	18.38%
NEW ROAD	27	24	156	40.7%	59.3%	15.38%
GODMAN ROAD	22	18	307	36.4%	63.6%	5.86%
ARGENT STREET	16	16	178	50.0%	50.0%	8.99%
PEARTREE CLOSE	17	14	66	47.1%	52.9%	21.21%
WHITMORE AVENUE	13	12	89	23.1%	76.9%	13.48%
CORRAN WAY	11	11	43	18.2%	81.8%	25.58%
HATHAWAY ROAD	11	11	91	45.5%	54.5%	12.09%
CRANELL GREEN	11	10	51	9.1%	90.9%	19.61%